



AKÇANSA CANAKKALE PORT DANGEROUS CARGO HANDLING GUIDE

PREPARATION DATE:26.06.2022

**DR. ALPER FATİH ISLI
PRODUCTION AND PORT MANAGER**

SIGNATURE SEAL



DANGEROUS CARGO HANDLING

REVISION PAGE




Sequence No	Revision No.	Content of the Revision	Revision Date	Revisionist's	
				Name & Surname	Signature
1	001	TYER Changes Made according to the Application Instruction	26.06.2022	Emre Arslan	
2	002	Regulatory scan	01/05/2023	Feridun Ulker TMGD	
3	003	Updating the facility information form and correcting some corrections	12/12/2024	Feridun Ulker TMGD	
4	004	Legislation scan	11/06/2025	Feridun Ulker TMGD	
5					
6					
7					
8					
9					

Table1.1 Revision Table

DANGEROUS CARGO HANDLING

TABLE OF CONTENTS

REVISION PAGE	2
TABLE OF CONTENTS	3
FIGURES AND TABLES	8
ECLAIR	9
ABBREVIATIONS	10
DEFINITIONS	11
PRESENTATION	13
1. ENTRANCE	14
1.1. Facility Information Form	14
1.2. Loading/discharge, handling and storage procedures for dangerous goods handled and temporarily stored at the shore facility	18
1.2.1. IMSBC	18
1.2.1.1. General loading, handling and unloading precautions	19
1.2.1.2. Ship and personnel security	19
1.2.1.3. Shipping information	21
1.2.1.4. IMSBC Code dangerous goods list	22
1.2.1.5. Procedure for Safe Handling of Hazardous Solid Bulk Cargo	24
1.2.1.5.1. Purpose	24
1.2.1.5.2. General	24
1.2.1.5.3. Operation	24
1.2.1.5.4. Security	25
2. RESPONSIBILITIES	26
2.1. GENERAL RESPONSIBILITY (Regulation on the Carriage of Dangerous Goods by Sea and Loading Safety)	26
2.1.1. Transport safety	26
2.1.2. EMS	26
2.1.2.1. Special notes for classes of hazardous substances in fires	27
2.1.2.1.1. Class 2	27
2.1.2.1.2. Class 3	27
2.1.2.1.3. Class 4.1	27
2.1.2.1.4. Class 4.2	28
2.1.2.1.6. Class 4.3	28
2.1.2.1.7. Class 5.1	28
2.1.2.1.8. Class 5.2	29
2.1.2.1.9. Class 6.1	29
2.1.2.1.10. Class 8	29
2.1.2.1.11. Class 9	29

DANGEROUS CARGO HANDLING

2.1.2.1.12.	Marine pollutants	29
2.1.2.2.	<i>Special classes for dangerous goods in spills</i>	29
2.1.2.2.1.	Class 2.....	29
2.1.2.2.2.	Class 3.....	30
2.1.2.2.3.	Class 4.1.....	30
2.1.2.2.4.	Class 4.2.....	31
2.1.2.2.5.	Class 4.3.....	31
2.1.2.2.6.	Class 5.1.....	31
2.1.2.2.7.	Class 5.2.....	31
2.1.2.2.8.	Class 6.1.....	31
2.1.2.2.9.	Class 8.....	31
2.1.2.2.10.	Class 9.....	32
2.1.2.2.11.	Marine pollutants	32
2.1.3.	MFAG	32
2.2.	<i>Responsibilities of the cargo person</i>	33
2.3.	<i>Responsibilities of the carrier</i>	33
2.4.	<i>Responsibilities of the onshore facility operator</i>	33
2.5.	<i>Responsibilities of the ship's owner</i>	34
2.6.	<i>Education</i>	35
2.7.	LOADING SAFETY	35
3.	RULES AND PRECAUTIONS TO BE FOLLOWED/APPLIED BY THE COASTAL FACILITY	36
3.1.	<i>Measures taken by the shore facility operator</i>	36
3.2.	<i>Loading protection</i>	37
3.3.	<i>Payloads covered by the IMSBC Code</i>	38
4.	CLASSES, TRANSPORTATION, HANDLING/DISCHARGE, HANDLING, SORTING, STACKING AND STORAGE OF DANGEROUS GOODS	39
4.1.	<i>Dangerous Goods Classes</i>	39
CLASSES	39
4.1.1.	CLASSIFICATION CODES	40
4.2.	<i>Packages and Packaging of Dangerous Goods</i>	45
4.2.1.	Package & Packaging Types	45
4.3.	<i>Plaques, plates, brands and labels for dangerous goods</i>	47
4.3.1.	Dangerous goods placards	47
4.3.2.	Dangerous Goods Plates	48
4.3.3.	Dangerous goods brands	49
4.3.4.	Dangerous goods labels	51
4.4.	<i>Dangerous goods markings and packing groups</i>	53
4.4.1.	Dangerous goods signs	53

DANGEROUS CARGO HANDLING

4.4.2.	Packing assemblies of dangerous goods	53
4.5.	PORT SEPARATION TABLES ACCORDING TO CLASSES OF HAZARDOUS SUBSTANCES	54
4.5.1.	Segregation of dangerous goods on board	54
4.5.2.	Hazardous cargo separation at shore facility (IMSBC)	56
4.6.	Separation distances and terms of dangerous goods in warehouse warehouses	56
5.	HANDBOOK ON HAZARDOUS CARGOES HANDLED AT SHORE FACILITY	58
6.	OPERATIONAL CONSIDERATIONS	59
6.1.	Procedures for the safe berthing, mooring, loading/unloading, sheltering or anchoring of ships carrying dangerous goods day and night	59
	PICK-UP AND DROP-OFF PLACE FROM THE PILOT CAPTAIN	60
6.2.	Procedures regarding the additional measures to be taken according to seasonal conditions for the loading and unloading of dangerous goods:	61
6.3.	Procedures for keeping flammable, combustible and explosive materials away from processes that create/may cause sparks and not operating tools, equipment or tools that create/may cause sparks in dangerous goods handling, stacking and storage areas:	62
7.	DOCUMENTATION, CONTROL AND REGISTRATION	63
7.2.	Procedures for maintaining an up-to-date list of all hazardous materials and other relevant information at the shore facility site in a regular and complete manner.	63
7.3.	Procedures for checking that dangerous goods arriving at the facility are properly identified, that the correct shipping names are used, that they are certified, packaged/packaged, labelled and declared, that they are safely loaded and transported in approved and compliant packaging, containers or cargo transport units, and that the results of the inspection are reported	64
7.4.	Procedures for the provision and possession of dangerous goods safety data sheet (SDS)	66
7.5.	Procedures for keeping records and statistics of dangerous goods	66
8.	EMERGENCIES, EMERGENCY PREPAREDNESS and RESPONSE	67
8.1.	<i>Can, trowel and Procedures for responding to dangerous goods that pose/may pose a risk to life, property and/or the environment and to dangerous situations involving dangerous loads</i>	<i>67</i>
8.1.1.	Information about IMSBC Code	67
8.1.2.	Load characteristics	68
8.1.3.	Risks of dangerous goods classes	68
8.1.4.	Working with load carriers and tanks	69
8.1.5.	Things to consider and do when working with dangerous loads	69
8.1.5.1.	<i>Class 2 – Gases</i>	<i>69</i>
8.1.5.2.	<i>Class 3 – Flammable Liquids</i>	<i>70</i>

DANGEROUS CARGO HANDLING

8.1.5.3.	<i>Class 4 Loads</i>	<i>70</i>
8.1.5.4.	<i>Class 5 Loads</i>	<i>71</i>
8.1.5.5.	<i>Class 6.1 Toxic Substances.....</i>	<i>72</i>
8.1.5.6.	<i>Class 8 Corrosive Substances.....</i>	<i>72</i>
8.1.5.7.	<i>Class 9 Miscellaneous Dangerous Goods and Articles.....</i>	<i>73</i>
8.1.6.	Things to consider and do when working with dangerous loads	73
8.2.	<i>Information on the facility's capabilities, capabilities and capacity to respond to emergencies. ...</i>	<i>74</i>
8.2.1.	Shore facility emergencies	74
8.2.2.	Contingency plan	74
8.2.3.	Emergency management	74
8.2.4.	Shore facility actual emergencies.....	74
8.2.5.	Preventive measures	75
8.2.5.1.	<i>Fire precautions.....</i>	<i>75</i>
8.2.5.2.	<i>Precautions for explosion</i>	<i>75</i>
8.2.5.3.	<i>Measures for natural disasters.....</i>	<i>76</i>
8.2.5.4.	<i>Measures for sabotage.....</i>	<i>76</i>
8.2.5.5.	<i>Precautions for dangerous goods.....</i>	<i>77</i>
8.3.	<i>Regulations on the first response to accidents involving dangerous goods</i>	<i>77</i>
8.3.1.	Emergency response for fire	77
8.3.2.	Emergency response for explosion	78
8.3.3.	Emergency response for natural disasters	78
8.3.4.	Emergency response requiring first aid and evacuation	78
8.3.5.	Emergency response in cases of sabotage.....	79
8.4.	<i>Notifications to be made on-site and off-site in case of emergency.</i>	<i>79</i>
8.5.	<i>Procedures for reporting accidents.....</i>	<i>79</i>
8.6.	<i>Method of coordination, support and cooperation with official authorities</i>	<i>81</i>
8.7.	<i>Emergency evacuation plan for the removal of ships and marine vessels from the shore facility in case of emergency.....</i>	<i>81</i>
8.8.	<i>Procedures for the handling and disposal of damaged dangerous goods and wastes contaminated with hazardous cargo</i>	<i>81</i>
8.9.	<i>Emergency drills and their records.</i>	<i>82</i>
8.10.	<i>Information on fire protection systems.</i>	<i>82</i>
8.11.	<i>Procedures for approval, inspection, testing, maintenance and readiness of fire protection systems.</i>	<i>83</i>
8.12.	<i>Precautions to be taken in cases where fire protection systems are not working.....</i>	<i>83</i>

DANGEROUS CARGO HANDLING

8.13.	<i>Other risk control equipment.....</i>	83
9.	OCCUPATIONAL HEALTH AND SAFETY	84
9.2.	Information on personal protective clothing and procedures for using them	94
10.	MISCELLANEOUS	95
10.1.	Validity of the Dangerous Goods Certificate of Conformity	95
10.2.	<i>Defined tasks for the Dangerous Goods Safety Advisor</i>	<i>95</i>
10.3.	<i>Issues for those transporting dangerous goods to come to/leave the coastal facility by road</i>	<i>96</i>
10.3.1.	Transport legislation requirements	97
10.4.	<i>Issues for those transporting dangerous goods to come/leave the coastal facility by sea</i>	<i>97</i>
10.5.	<i>Additional Considerations to be Added by the Shore Facility</i>	<i>98</i>
10.5.1.	<i>Prohibited activities</i>	<i>98</i>
10.5.2.	Other matters subject to the permission of the port authority.....	98
11.	ECLAIR	100
11.2.	General View Photo of the Coastal Facility	102
11.4.	General Layout Plan of the Areas Where Dangerous Goods Are Handled	106
11.5.	Fire Plan of Areas Where Dangerous Goods Are Handled	107
11.6.	General Fire Plan of the Facility	108
11.7.	Contingency Plan	109
11.8.	Emergency Assembly Place Plan.....	110
11.9.	Emergency Management Scheme.....	111
11.18.	Other Cases Required	124
11.19.	Dangerous Goods Handling Guide Additional Cargo Notification (When Necessary)	125

DANGEROUS CARGO HANDLING**FIGURES AND TABLES**

Table 1.1	Facility Information Form
Table 1.2	Port Area Dangerous Cargo Separation Table
Figure 1.1	Dangerous Goods Classes
Figure 1.2	UN Packaging Code
Table 1.3	Port Area Dangerous Cargo Separation Table
Figure 1.3	Separation distances of dangerous goods in warehouse storage

DANGEROUS CARGO HANDLING**ECLAIR**

- 1- General site plan of the coastal facility
- 2- Overview photos of the shore facility
- 3- Emergency Touchpoints and Contact Information
- 4- General Layout Plan of the Areas Where Dangerous Goods Are Handled
- 5- Fire Plan of Areas Where Dangerous Goods Are Handled
- 6- General Fire Plan of the Facility
- 7- Contingency Plan
- 8- Plan for Emergency Gathering Places
- 9- Emergency Management Scheme
- 10- Dangerous Goods Handbook
- 11- Leak areas and equipment for CTU and Packages, inlet/outlet drawings
- 12- Inventory of Port Service Vessels
- 13- Administrative boundaries of the Port Authority, anchorages and sea coordinates of the pilot's disembarkation/embarkation points
- 14- Emergency response equipment against marine pollution in the onshore facility
- 15- Personal protective equipment (PPE) usage map
- 16- Dangerous goods incident notification form
- 17- Control results notification form for hazardous goods transport units (CTUs)
- 18- Other attachments as needed
- 19- Dangerous Goods Handling Guide Additional Cargo Notification (When Necessary)

DANGEROUS CARGO HANDLING**ABBREVIATIONS**

IMSBC: The International Maritime Dangerous Goods

IMO: International Maritime Organization

SOLAS: (safety of life at sea) convention

MARPOL: International Convention for the Prevention of Pollution from Ships (Marine Pollution)

IMSBC Code: International Maritime Solid Bulk Cargoes Code

IBC Kod: International Code for the Construction and Equipment of Ships carrying Dangerous Chemicals in Bulk

IGC Kod: The International Code for the Construction and Equipment of Ships Carrying Liquefied Gases in Bulk

CTU: Code of Practice for Packing of Cargo Transport Units

DANGEROUS CARGO HANDLING**DEFINITIONS**

- a) Buyer: Real and legal persons who will receive the dangerous cargo according to the contract of carriage,
- b) Ministry: Ministry of Transport and Infrastructure,
- c) Unloading: An entity that discharges dangerous cargo from a vehicle, vessel or bulk carrier."
- d) Bulk cargo: Solid, liquid and gaseous substances that are the structural part of the ship or in a tank or hold permanently fixed inside or on the ship, which are planned to be transported without direct containment,
- e) Handling: Relocation, transfer from large containers to small containers, ventilation, separation, griddle, mixing, renewal, replacement or repair of load transport units and packaging, and similar operations for transportation of dangerous goods without changing their essential characteristics,
- f) Fumigation: The process of applying chemicals in the form of solids, liquids or gases acting in gaseous form to a closed cargo transport unit (CTU) or ship hold in order to destroy harmful organisms,
- g) Ship owner: Shipowner, operator, charterer, captain or agents and real or legal persons authorized to represent the ship,
- h) Sender: Real and legal persons who send dangerous goods on their own behalf or on behalf of a third party or who are specified as senders in the contract of carriage,
- i) Safety Data Sheet: A document containing detailed information on the properties of dangerous substances, safety measures to be taken according to the hazard characteristics in the facilities where they are located, and necessary information for the protection of human health and the environment from the negative effects of hazardous substances,
- j) Gas measurement: Determination of the gases determined by the Administration in load carrying units and/or closed areas within the scope of the relevant regulation and the amounts that should be determined by authorized institutions and persons using special devices and apparatus,
- k) Degassing: In the event that it is determined that the load transport units that are within the scope of fumigation and that contain gases that are not within the scope of fumigation but may be harmful to life, property and the environment are above the values in the relevant directive as a result of the risk assessment, the works and operations carried out with active or passive ventilation,
- l) IMSBC Code: International Code for Dangerous Goods Transported by Sea,
- m) IMSBC Code: International Maritime Solid Bulk Cargo Code,
- n) ISPS Code: International Ship and Port Facility Security Code,
- o) Administration: General Directorate of Maritime Affairs,
- p) Captain: The person who steers and manages the ship,
- q) Coastal facility: Buildings and structures used for administrative and service purposes, docks, piers, buoys, platforms and anchorages related to them, approach areas, indoor and outdoor storage areas, where ships can safely receive and deliver cargo or passengers or shelter, the boundaries of which are determined by the Administration,
- r) MARPOL 73/78: International Convention for the Prevention of Pollution of the Seas by Ships,
- s) Hot work: Done by persons certified by the relevant authority; use of open fires and flames, power tools or hot rivets, grinding, brazing, burning, cutting, welding or any work involving heat or producing sparks,
- t) SOLAS: The 1974 International Convention for the Safety of Life at Sea,
- u) Carrier: The actual carrier, broker, ship owner, transport organizer, transport broker, ship agency, and real and legal persons who carry out the transportation of dangerous cargo by

DANGEROUS CARGO HANDLING

- road or rail by road or rail, with or without a contract, who receives, bids, accepts the offer for the transportation of all kinds of dangerous goods on their own behalf or on behalf of third parties,
- v) Carrier: The actual carrier, broker, ship owner, transport organizer, transport broker, ship agency, and real and legal persons who carry out the transportation of dangerous cargo by road or rail by road or rail, with or without a contract, who receives, bids, accepts the offer for the transportation of all kinds of dangerous goods on their own behalf or on behalf of third parties,
 - w) Hazardous waste: Parts, solutions, mixtures and used packaging and load transport units of the cargo or dangerous cargo that is not intended to be used directly, or packaging and cargo transport units carrying dangerous goods, which are classified as specified in the Basel Convention and whose transport class and conditions are determined within the scope of SOLAS, for reprocessing, disposal, incineration or by any other means,
 - x) Dangerous goods conformity certificate (TYUB): The document issued by the Administration and that coastal facilities engaged in dangerous goods handling and storage activities are obliged to obtain within the scope of the regulation
 - y) Dangerous cargo (dangerous goods): Petroleum and petroleum products covered by Annex I of the International Convention for the Prevention of Pollution of the Seas by Ships (MARPOL 73/78), Solid dangerous bulk substances listed in the International Code for Dangerous Goods Transported by Sea (IMSBC Code), Bulk substances with the UN Number given in Annex-1 of the International Maritime Solid Bulk Cargo Code (IMSBC Code), About the Construction and Equipment of Ships Transporting Hazardous Chemicals in Bulk The substances given in Chapter 17 of the International Code (IBC Code) and the substances given in Section 19 of the International Code on the Construction and Equipment of Ships Carrying Liquefied Gases in Bulk (IGC Code), as well as substances that are not yet included in these lists but have the potential to harm life, property and the environment or other substances during transportation due to their physical, chemical properties or the way they are transported, the packaging and cargo transport units in which these substances are transported and not properly cleaned.
 - z) UN number: A four-digit identification number of dangerous goods or parts taken from the United Nations model regulations,
 - aa) New coastal facility: A coastal facility that has not received a coastal facility operation permit/coastal facility temporary operation permit within the scope of the "Regulation on the Procedures and Principles Regarding the Issuance of Operating Permits to Coastal Facilities" published in the Official Gazette No. 26438 dated 18/2/2017.
 - bb) Regulation: The Regulation on the Transport of Dangerous Goods by Sea published in the Official Gazette dated 14.11.2021 and numbered 31659,
 - cc) Loader: Real or legal persons who load dangerous cargoes and cargoes that pose a danger to loading safety on a ship and sea vessel, vehicle or cargo transport unit in accordance with the instructions of the sender, and label, plate the cargo transport unit, handle, stack and unload cargoes, including dangerous cargoes inside the ship or cargo transport unit,
 - dd) Cargo owner: The sender, consignee, representative and transport broker of the dangerous cargo,

DANGEROUS CARGO HANDLING**PRESENTATION**

In the numbered sections of the coastal facility, which has 5 piers, loading/unloading and handling services are provided according to the field of activity. Dangerous cargo is loaded and unloaded at piers 1, 4 and 5.

The field of activity of the plant is in the form of hazardous solid bulk cargoes.

The port management provides storage of dangerous cargoes within the scope of the relevant transportation codes coming from the coastal facility by road or sea in the appropriate stacking area according to the type and nature of the cargo, and providing handling services in the temporary storage area of solid hazardous bulk dangerous cargoes. While providing these services, the balance and safety of human, environment and ecosystem are taken into consideration.

The recommendations in the dangerous goods handling guidelines are limited to dangerous goods located at the shore facility. The recommendations in the Guidelines do not apply to dangerous cargoes generally held for storage in the port area or used in the port area, but the Administration may wish to check whether such use and storage complies with its statutory national requirements.

An important prerequisite for the safe loading/unloading, stacking and handling of dangerous goods arriving by road or ship is the correct identification of cargoes, compliance with the separation stacking provisions, storage, safekeeping, marking, labeling, plate affixing and documentation where relevant. For this, it is the training and renewal training of the employees involved in the loading/evacuation, stacking, handling and, when necessary, documentation of the provisions specified in the dangerous goods legislation.

DANGEROUS CARGO HANDLING**1. ENTRANCE****1.1. Facility Information Form**

The general information about the facility includes the minimum information specified in the facility information form presented below.

1	Facility operator name/title	Akçansa Çimento San.veTic.A.S.
2	Contact details of the facility operator (address, telephone, fax, e-mail and web page)	Kumburun mevkii /Ezine /Canakkale Phone : +90 286 295 25 00 Fax: +90 286 648 91 88 Mustafa Erhan ARSLAN MustafaErhan.ARSLAN@akcansa.com.tr
3	Name of the property	Canakkale Akçansa Port
4	The province where the facility is located	Canakkale
5	Contact details of the property (address, phone, fax, e-mail and web page)	Kumburun mevkii /Ezine /Canakkale Phone : +90 286 295 25 00 Fax: +90 286 648 91 88 info@akcansa.com.tr
6	Geographical area where the property is located	Marmara Region
7	Port Authority to which the facility is affiliated and contact details	Çanakkale Regional Port Authority- Address : Kayserili Ahmet Paşa Caddesi No:13 Çanakkale / Center Phone : 0 286 212 98 76 - 0 286 212 98 78 Fax : 0 286 212 98 79 E-mail: canakkale.liman@uab.gov.tr
8	The Municipality to which the facility is affiliated and its contact details	T.C EZINE MUNICIPALITY Cumhuriyet Mahallesi Org. Nahit Şenoğul Caddesi No:2 17600 EZINE CANAKKALE TURKEY Email: ezinebelediye@ttmail.com Phone: 02866181625 Fax: 02866181625
9	Name of the Free Zone or Organized Industrial Zone where the Facility is located	No
10	Effective date of Coastal Facility Operation Permit/Temporary Operating Permit	07.02.2025

DANGEROUS CARGO HANDLING

11	Operating status of the facility (X)	Own load and additional 3rd party (x)	Own burden (...)	3rd Person (....)
12	Name and surname of the facility manager, contact details (phone, fax, e-mail)	Alper Fatih ISLI Pk:8 Mahmudiye Beldesi Ezine Canakkale Phone : +90 286 295 25 00 Fax: +90 286 648 91 88		
13	Name and surname of the facility's hazardous materials operations officer, contact details (phone, fax, e-mail)	Levent BLACK SEA Pk:8 Mahmudiye Beldesi Ezine Canakkale Phone : +90 286 295 25 00 Fax: +90 286 648 91 88		
		Mehmet KAYA Pk:8 Mahmudiye Beldesi Ezine Canakkale Phone : +90 286 295 25 00 Fax: +90 286 648 91 88		
14	Name and surname of the facility's Dangerous Goods Safety Advisor, contact details (phone, fax, e-mail)	Feridun ÜLker +90(537)027-9306 feridunulker@anadolutmgd.com		
15	Sea coordinates of the facility	39° 52' N 26°09'E		
16	Types of dangerous goods handled at the facility (<i>MARPOL Annex-I, IMSBC Code, IBC Code, IGC Code, IMSBC Code, Grain Code, TDC Code and asphalt/bitumen and scrap cargoes</i>)	Solid hazardous bulk cargoes covered by IMSBC		
17	Dangerous goods handled at the facility (Loads other than IMSBC Code, which are among the load types in Article 16, will be written separately. The request for additional cargo will be forwarded to the affiliated port authority with the Annex-1 form. It will be added to TYER when deemed appropriate)	Within the scope of the IMSBC Code, all kinds of bulk cargo, coal, cement, clinker,		
18	IMSBC Classes for handled cargoes, subject to code	There is no solid hazardous bulk hazardous cargo activity.		
19	IMSBC Subject to the code, for handled cargoes Groups in the characteristic table	Group "B" and group "A and B"		
20	Types of vessels that can dock at the facility	All commercial cargo vessels up to 76,000 dwt		

DANGEROUS CARGO HANDLING

21	Distance of the property to the main road (kilometers)	3 km	
22	Facility's distance to the railway (kilometers) or rail connection (Yes/None)	No	
23	Name of the nearest airport and distance to the resort (kilometers)	Canakkale Airport- 45 km	
24	The load handling capacity of the facility (Tons/Year; TEU/Year; Vehicle/Year)	4.500.000 tons/year	
25	Whether scrap handling is carried out at the facility	It's not being done.	
26	Is there a border gate? (Yes/No)	No	
27	Is there a bonded area? (Yes/No)	No	
28	Load handling equipment and capacities	End as shore crane. Type ex. 10 t lifting capacity	
29	Storage tank capacity (m3)	-	
30	Open storage area (m2)	10.000 m2	
31	Semi-closed storage area (m2)	-	
32	Closed storage area (m2)	-	
33	Designated fumigation and/or defumigation area (m2)	-	
34	Name/title, contact details of the pilotage and towage services provider	Uzmar Experts Marine Management Ltd. Sti. 0(286)879-0058 0(533)275-9611	
35	Has a Security Plan been created? (Yes/No)	Yes. (Under ISPS Code) It is provided by Uzmar Experts Marine Management Ltd. Sti.	
36	Waste Reception Facility capacity (This section will be arranged separately according to the wastes accepted by the facility)	Waste Type	Capacity (m3)
		Bilge (Waste code: 13 04 03)	1.178 m3
		Sludge (Waste code: 13 07 03)	27 m3
		Waste Oil (bilge) (Waste code: 13 02 08)	16 m3
		Sewage	4 m3
		Plastics, Paper, Metal, etc.	4 m3
		Food waste	
		Domestic waste	6 m3
		Operational Waste	6 m3
37	Features of docks/piers, etc.		

DANGEROUS CARGO HANDLING

Dock/Pier No	Height (meters)	Width (meter)	Maximum water depth (meters)	Minimum water depth (meters)	The largest ship to dock tonnage and length (DWT or GRT - meters)
1	208	13	13,5	9	50,000 dwt
2	197	16	13,5	13,5	76,000 dt
3	165	16	13,5	13,5	76,000 dt
4	198	16,7	13,5	6	10,000 dwt
5	110	16	7	6	7,000 dwt
Name of the pipeline (if available at the facility)			Num ber (pcs)	Length (meters)	Diam eter (inch)

DANGEROUS CARGO HANDLING**1.2. Loading/discharge, handling and storage procedures for dangerous goods handled and temporarily stored at the shore facility**

Hazardous solid bulk cargoes are serviced under IMSBC at the shore facility. The piers of the facility designated for dangerous goods are piers 1, 4 and 5, and loading, unloading and handling services are provided in this area.

a) Cargo defined as class 1 explosive cargoes, class 6.2 infectious substances and class 7 radioactive materials are not taken unless special permission is obtained for the shore facility. These cargoes are also subject to the permission of the shore facility management and the subsequent receipt of administrative permits. These cargoes are operated as transit loads if they have the permission of the competent administration. Loading and unloading are carried out in a special area in the coastal facility and they are shipped and removed without waiting in the coastal facility. If such loads are handled, the safety rules specified in this guide will apply. Coal, cement, clinker, are handled under the IMSBC Code.

b) It will be ensured that the following issues are fulfilled in terms of the safety of the coastal facility, employees and ships in the coastal facility in matters such as handling dangerous cargoes coming to the coastal facility, temporarily keeping them in the coastal facility, stacking and separation, and storage.

c) Before the acceptance of dangerous cargoes to the coastal facility, the cargo will submit the safety data sheet of the cargo and as a result of the examination of the HSE unit, Operation, Site planning will take the necessary actions. Regarding the dangerous cargoes to be accepted to the port of the HSE unit;

- Risk from hazardous cargo
- Interaction with dangerous cargoes present in the shore facility,
- interaction with cargoes planned to be accepted into the shore facility in the near future,
- Terms of stacking
- Decomposition conditions
- The need for materials and equipment in terms of Emergency Response
- Competence of Emergency Response teams

d) If a decision is taken at the meeting to accept the dangerous cargo, the management, operation, storage, security and emergency response units are informed and the preparation and acceptance process is initiated.

In case of the need to inform the Port Authority at the time of admission to the coastal facility, the Port Authority is notified in writing together with the reasons for the situation.

1.2.1. IMSBC

The International Code of Bulk Solid Cargo (IMSBC) provides information about the dangerous nature of solid bulk cargoes and establishes the provisions for the safe stacking and shipment of these cargoes. The list of loads covered by the code is given below. It should be noted that the transportation of grains in bulk is covered by the GRAIN code.

Liquefiable Group A, Group B and Group A and Group B (liquefaction and non-chemical hazard) containing cargoes when shipped with a substance content exceeding the limits of transportable humidity, containing a chemical hazard that may become dangerous from the ship

Hazardous substances (MHB) only in bulk are substances with chemical hazards that are transported in bulk other than those in the IMSBC Code classification of dangerous goods

Solid bulk cargo is a cargo consisting of granules or a combination of large pieces of material, usually of a single type, which can be loaded directly into the cargo areas of ships without any intermediate

DANGEROUS CARGO HANDLING

packaging, other than liquid or gas.

The stop angle means the maximum angle of inclination of the free-flowing (non-cohesioned) granular material. It is measured as the angle between a horizontal plane and the cone slope of such material. In other words, when bulk granular materials are poured on a flat surface, they will form a conical pile, the inner angle between the bulk surface and the horizontal surface is the stopping (bending) angle. The stopping angle depends on the density, surface area and shape of the particle, as well as the coefficient of friction. For example, the lying angle of Un 1942 AMMONIUM NITRATE is between 27 and 43 degrees.

Moisture content (MC) is the amount of water, ice, or other liquids, expressed as a percentage of the total liquid mass of the sample belonging to the bulk solid cargo.

Portable moisture content (TML) is the maximum moisture content of a liquefiable cargo that is considered safe for transportation.

Trimming is any partial or total leveling of a cargo in a cargo hold.

The stacking factor refers to the amount of cubic meters that a ton of cargo will occupy.

1.2.1.1. General loading, handling and unloading precautions

Undesirable accidents occur as a result of improper loading and unloading of solid bulk cargo in ship cargo areas. It is necessary to ensure the stability of the ship and to prevent excessive stress of the ship structure. In addition, the shipper (cargo owner) must provide the captain with sufficient information about the cargo to ensure that the ship is properly loaded.

To prevent overstretching of the ship structure;

- The vessel should be in the range of 1.30 to 1.67 cubic meters per ton when loaded to full bale and deadweight capacities.
- Care must be taken to distribute the load weight to avoid excessive stresses.
- Ship stability must be utilized for weight distribution.
- To the extent possible, high-density cargo should be loaded in sub-hold cargo bays rather than intermediate deck cargo bays.
- When high-density cargo has to be transported on intermediate decks or in higher cargo spaces, overstretching of the deck area must be avoided and the stability of the ship must be prevented from falling below the minimum acceptable level.
- The high-density load is used to mean a robust bulk cargo with a stacking factor of 0.56 m.

Loading and unloading

- Before loading and unloading, the suitability of the cargo spaces for the load to be loaded should be checked.
- Bilge lines, sounder pipes, and other service lines in the cargo area must be in good condition.
- Considering the speed at which some high-density solid bulk cargoes are loaded, special care must be taken to avoid damage to cargo areas.
- Ventilation systems should be closed or screened and air conditioning systems should be recirculated in order to prevent or minimize dust ingress into living areas and other indoor spaces as much as possible during loading or unloading.
- Care must be taken to minimise the degree to which the dust of the cargo comes into contact with the moving parts of deck machinery and external navigational aids.

1.2.1.2. Ship and personnel security

All necessary safety precautions must be taken before and during the loading, transportation and unloading of solid bulk cargo.

DANGEROUS CARGO HANDLING

A copy of the medical first aid manual (MFAG) must be available on board for use in accidents involving hazardous materials related to incidents involving dangerous goods in bulk.

Toxic, corrosive and suffocating loads

Some solid bulk cargoes are susceptible to oxidation, which can cause oxygen depletion, the spread of toxic gases and fumes, and spontaneous heating. Others, although not prone to oxidation, can emit toxic fumes when wet. When wet, there are loads that corrode the skin, eyes and mucous membranes or the structure of the vessel.

When transporting these cargoes, special precautions must be taken to protect personnel and before and after loading.

It should be noted that cargo spaces and adjacent spaces may be oxygen-depleted, contain toxic or suffocating gases, and an empty cargo space or tank that remains closed for a period of time may have insufficient oxygen to support life.

Many solid bulk cargoes can cause oxygen depletion in a cargo area or tank. These include most vegetable and forest products, ferrous metals, metal sulfide concentrates and coal cargoes, and the list is not limited to these.

Before entering the closed area on the ship, it should be verified that the oxygen is at a sufficient level and that there are no toxic and suffocating gases inside.

When working with a solid bulk cargo that tends to emit flammable or toxic gas or cause oxygen depletion, oxygen and other gas concentrations in the cargo area must be constantly monitored and gas measuring instruments suitable for calibration testing must be available on board.

When it is necessary to enter the cargo areas urgently, this should be ensured by trained personnel wearing pressure breathing apparatus and protective clothing.

Health hazards from dust

Exposure to the dust of some solid bulk cargoes can pose chronic and acute risks. In order to minimize this risk, those exposed to dust should use appropriate respiratory protection, protective clothing, and minimize the damage with skin protective creams.

Formation of flammable atmospheres

The dust of some solid bulk cargoes can pose an explosion hazard during loading, unloading, and cleaning. This risk is minimized by ventilating to prevent the formation of a dust-laden atmosphere and by hose down rather than vacuuming.

Considering that some solid bulk cargoes emit enough flammable gases to pose a fire and explosion hazard, there is a need to ventilate the cargo spaces effectively. The atmosphere in the cargo spaces must be monitored with a suitable gas detector. Care should be taken to ventilate and monitor the atmosphere of enclosed spaces adjacent to cargo spaces.

Aeration

Unless expressly stated otherwise, mechanical or natural ventilation must be provided in the cargo spaces when transporting cargo that may emit toxic gases. When cargoes that may emit flammable gases are transported, mechanical ventilation of cargo spaces must be provided.

If maintaining ventilation would make the vessel or cargo dangerous, this may be interrupted unless there is a risk of an explosion.

If the information about the cargo provided by the carrier (cargo concerned) shows the need for

DANGEROUS CARGO HANDLING

continuous ventilation, ventilation will be continued unless a situation develops in which ventilation endangers the ship.

Ventilation should be such that hazardous concentrations of hazardous gas or dust cannot enter living quarters or indoor spaces. Adequate precautions must be taken to ensure that hazardous gases, vapours or dust do not reach confined spaces and to protect personnel in the work area.

It will be ensured that the degazinating operations of the cargoes under fumigation are carried out by the authorized fumigation operator agricultural engineers from the Agricultural Quarantines. For this process, the permits to be obtained from the port authority and the Provincial Directorate of Agricultural Quarantines will be submitted to the coastal facility.

1.2.1.3. Shipping information

The shipper (cargo owner) must provide the captain or his representative with the necessary information about the cargo before loading in order to ensure that the measures that may be necessary for the proper stowage and safe transport of the cargo are put into effect. Shipping information should include.

- Proper shipping name (BCSN) when listed on IMSBC and, if applicable, additional secondary name
- Cargo group (A, B, A, and B or C)
- IMO class, if applicable (classification is as in IMSBC part 2)
- Un number, if applicable
- Total quantity
- Stacking factor
- Cropping and trimming procedures
- Possibility of displacement, including the angle of stance
- Certificates for the moisture content of the cargo and the portable humidity limit
- Possibility of wet base formation (IMSBC 7.2.3)
- Production of toxic, flammable or asphyxiating gases that may be caused by the load, if any
- If the load is flammable, toxic, corrosive and has a tendency to deplete oxygen
- Features of self-heating of the load and the need for trimming, if any
- Characteristics of the emission of flammable gases when in contact with water, if any
- Radioactive properties, if any
- Up-to-date documents requested by the administration

An additional declaration must be submitted to the information provided by the carrier (cargo concerned). The cargo declaration form is given below. Formoslem may also be of different types of information requested for island green, provided that the requirements of this paragraph are met.

DANGEROUS CARGO HANDLING

KAGRO FACT SHEET

Full Shipping Name (BCSN)	
Sender	Transport document number
Buyer	Carrier
Name / means of transport	Instructions or other matters
Port / place of departure	
General description of the cargo(Material type / particle size)	Gross mass (kg/ton)
Characteristics of bulk cargo, if any:Stacking factor:Stop angle, if any:Trimming procedures:Chemical properties in case of possible danger * : *eg. Class and UN No. or "MHB"	
Cargo group <input type="checkbox"/> Group A and B * <input type="checkbox"/> Group A * <input type="checkbox"/> Group B <input type="checkbox"/> Group C * For cargoes that can liquefy (Group A and Group A and Group B cargoes)	Portable humidity limit Moisture content at the time of shipment
Relevant special properties of the cargo (e.g., highly soluble in water)	Additional certificates * <input type="checkbox"/> Moisture content and portable humidity limit <input type="checkbox"/> certificate Segregation certificate <input type="checkbox"/> Exemption certificate <input type="checkbox"/> Other (specify) * If necessary
I hereby declare that the sender has been fully and accurately identified and that the test results and other specifications provided are correct to the best of my knowledge and may be Accepted as representative for the cargo to be loaded.	Name/status of the signatory, company/organization Place and time Signature on behalf of the sender

1.2.1.4. IMSBC Code dangerous goods list

The following list is intended to be comprehensive, and when a cargo that is not listed in the code is presented, the shipper must provide valid and up-to-date information about the physical and chemical properties of the cargo. Permission must be obtained from the port authority before starting the handling operation of the subject cargoes.

DANGEROUS CARGO HANDLING

HAZARDOUS SOLID BULK CARGOES (IMSBC CODE)		
UN NO	NAME	NAME
1350	SULPHUR (crushed lump and coarse grained)	Crushed lump and coarse-grained sulfur
1363	COPRA (dry)	Desiccated Coconut
1376	IRON OXIDE, SPENT	Iron Oxide
1376	IRON SPONGE, SPENT	Iron Sponge
1386	SEED CAKE, containing vegetable oil (a) mechanically expelled seeds, containing more than 10% of oil or more than 20% of oil and moisture combined	Seed Meal
1386	SEED CAKE, containing vegetable oil (b) solvent extraction and expelled seeds, containing not more than 10% of oil and when the amount of moisture is higher than 10%, not more than 20% of oil and moisture combined	
1395	ALUMINUM FERROSILICON POWDER	Aluminum Ferrosilicon Powder
1398	ALUMINUM SILICON POWDER, UNCOATED	Aluminum Silicon Powder
1408	FERROSILICON	Ferro Silicon
1435	ZINC ASHES	Zinc Ash
1438	ALUMINIUM NITRATE	Aluminum Nitrate
1446	BARIUM NITRATE	Barium Nitrate
1454	CALCIUM NITRATE	Calcium Nitrate
1469	LEAD NITRATE	Lead Nitrate
1474	MAGNESIUM NITRATE	Magnesium Nitrate
1486	POTASSIUM NITRATE	Potassium Nitrate
1498	SODIUM NITRATE	Sodium Nitrate
1499	SODIUM NITRATE AND POTASSIUM NITRATE MIXTURE	Sodium Nitrate-Potassium Nitrate Mixture
1759	METAL SULPHIDE CONCENTRATES, CORROSIVE	Metal Sulfide Mixtures, Abrasive
1942	AMMONIUM NITRATE	Ammonium Nitrate
2067	AMMONIUM NITRATE BASED FERTILIZER	Ammonium Nitrate Based Fertilizer
2071	AMMONIUM NITRATE BASED FERTILIZER	
2216	FISHMEAL, STABILIZED	Fish meal
2216	FISHSCRAP, STABILIZED	Fish Crumb
2217	SEED CAKE	Seed Meal
2793	FERROUS METAL CUTTINGS	Ferrous Metal Sawdust, Trimmings or Scraps, prone to self-heating
2793	FERROUS METAL SHAVINGS	
2793	FERROUS METAL BORINGS	
2793	FERROUS METAL TURNINGS	
2912	RADIOACTIVE MATERIAL, LOW SPECIFIC ACTIVITY (LSA-1)	Radioactive material, low specific activity
2912	SAND, MINERAL CONCENTRATE, RADIOACTIVE MATERIAL, LOW SPECIFIC ACTIVITY (LSA-1)	Sand, Mineral Mixed, Radioactive Material, Low Specific Activity
2913	RADIOACTIVE MATERIAL, SURFACE CONTAMINATED OBJECTS (SCO-1)	Radioactive material, objects contaminated with surface
2969	CASTOR BEANS	Castor Oil Seed or Castor Oil Meal or Castor Oil Pulp or Castor Oil Flake
2969	CASTOR FLAKE	
2969	CASTOR MEAL	
2969	CASTOR POMACE	
3170	ALUMINUM REMELTING BY-PRODUCTS	Aluminum Smelter By-Products or
3170	ALUMINUM SMELTING BY-PRODUCTS	Aluminum Remelting By-Products
3190	METAL SULPHIDE CONCENTRATES, SELF-HEATING	Self-heating metal sulfide mixtures

DANGEROUS CARGO HANDLING*1.2.1.5. Procedure for Safe Handling of Hazardous Solid Bulk Cargo**1.2.1.5.1. Purpose*

To ensure the safe handling of hazardous bulk solid cargoes.

1.2.1.5.2. General

- a) Information about dangerous goods on board is provided by the shipping agent at least 24 hours in advance. It comes to the field planning unit, the personnel who will work in the operation are informed based on the information contained therein, and coordination is established with the relevant units to take the necessary occupational safety measures.
- b) In our port facility, dangerous cargoes in solid form are handled as suprane and will not be stored in our port area.
- c) Occupational safety in the working area, control of equipment, entry and exit of external persons, safe handling of cargo, environmental cleaning and control of the proper performance of these works are the responsibility of the Shift Supervisor and Ship Operations Officer, and their duties, powers and responsibilities in this regard have been notified to them in writing.
- d) Electrical equipment, equipment and equipment to be used in areas where hazardous substances are handled are ex-proof certified suitable for use in flammable, combustible or explosive atmospheres. Electric lamps other than arc lamps are used during cargo operations for dangerous solid bulk cargoes, and these lamps are gas-tight LED lamps.
- e) Storage of self-combusting but water-unaffected hazardous materials such as coal is not carried out in the port facility.

1.2.1.5.3. Operation

- a) Loading/unloading of dangerous bulk cargoes is carried out at piers 1, 4 and 5. It is done.
- b) Tarpaulins that will prevent solid bulk dangerous cargoes from falling into the sea during their discharge from the ship or loading on the ship will be kept between the ship and the dock during the operation.
- c) The ship master and the operations supervisor are responsible for the operations for the transportation, handling or loading/unloading of dangerous solid bulk cargoes within their areas of responsibility, in accordance with the "International Maritime Solid Bulk Cargo Code (IMSBC Code)", "Code of Practice for the Safe Loading and Unloading of Bulk Carriers (BLU Code)", "Regulation on the Safe Loading and Unloading of Bulk Carriers" published in the Official Gazette dated 31.12.2005 and numbered 26040 and "Terminal It shall ensure that it is carried out in accordance with the Manual for Loading and Unloading of Solid Bulk Cargo for Its Representatives (IMO MSC/Circ.1160, MSC/Circ.1230 and MSC.1/Circ.1356).
- d) The captain of the vessel who will load/unload dangerous solid bulk cargo will receive a detailed loading/unloading plan containing details about the location and quantities of the cargo on the ship by the operations officer before starting the loading/unloading process. An agreement will be reached between the ship's captain and the operations officer regarding the loading/unloading plan in question.
- e) The concentration of toxic or flammable gases and their possible emissions in the areas where dangerous solid bulk cargoes emitting toxic or flammable gases are handled will be regularly checked with gas measuring devices and measurements will be recorded.
- f) Necessary warnings are made so that the trucks do not load more than the restraint, and those responsible pay the necessary attention in this regard. After loading, the trucks must be covered.
- g) Drivers will be kept at the specified point away from the vehicle during vehicle loading and unloading. It will be checked that the driver has the necessary protective equipment.
- h) In the event that the discharge of the ship is partially completed, gas measurements will be made before the assignment is made for the evacuation of the cargo remaining in the hold of the ship.

DANGEROUS CARGO HANDLING**1.2.1.5.4. Security**

- a) While determining the areas where the dangerous cargo is handled according to the risks; administrative buildings, other facilities adjacent to the facility and the types of cargo handled in these facilities, the characteristics of other loads temporarily stored and handled in the facility, and the fastest and safest access opportunities for responding to emergencies will be taken into account.
- b) When the operation of temporary storage or handling of hazardous solid bulk cargo results in the spread of dust capable of ignition and explosion, all necessary practicable measures must be taken to prevent such ignition and explosion or, if it occurs, to minimize its effects.
- c) Dangerous solid bulk cargoes that may interact with each other must be transported and handled in a way that prevents them from interacting. This also applies to other hazardous cargoes with which hazardous solid bulk cargoes may interact.
- d) A sufficient number of appropriate personal protective clothing, equipment and equipment should be available to counter the characteristics of the dangerous solid bulk cargoes handled and the risks they may pose.
- e) Dangerous solid bulk cargoes, which emit flammable or toxic gas when in contact with water or can ignite on their own, should be kept as dry as possible. Such loads should be handled only in weather conditions without rain.
- f) Solid bulk cargoes with oxidizing properties should be temporarily stored, handled and kept away from heat or combustion sources in such a way as to prevent contamination with flammable or carbon-containing substances as much as possible.

DANGEROUS CARGO HANDLING**2. RESPONSIBILITIES**

All parties engaged in the transportation of dangerous goods; It has to take all necessary precautions to carry out transportation in a safe, secure and environmentally friendly manner, to prevent accidents and to minimize damage as much as possible when an accident occurs.

2.1. GENERAL RESPONSIBILITY (Regulation on the Carriage of Dangerous Goods by Sea and Loading Safety)

All parties engaged in the transportation of dangerous goods; They have to take all necessary precautions to carry out transportation in a safe, secure and environmentally friendly manner, to prevent accidents and to minimize the damage as much as possible when an accident occurs: In order to carry out the operations related to dangerous goods safely, the trainings specified in article 1.2 of this document are carried out, and all processes and documents prepared are applied in the field.

2.1.1. Transport safety

They are obliged to take all necessary measures to carry out transportation in a safe, secure and environmentally friendly manner, to prevent accidents and to minimize damage as much as possible when an accident occurs.

- 1) It uses the roads reserved for all vehicles carrying the load transport units.
- 2) When an emergency is required, the signs, labels and plates on the load transport units must remain visible.
- 3) All vehicles must obey the in-port speed limit.
- 4) Speed control is carried out in the port. All vehicles are expected to comply with speed limits.
- 5) Vehicle personnel carrying cargo carrying units containing dangerous goods should have equipment in the vehicle against spills and scatterings.
- 6) Personal protective equipment for each vehicle personnel should be available in accordance with the load and should be in fast access.
- 7) Vehicles carrying dangerous goods must have at least 2 6 kg fire extinguishers and a 2 kg fire extinguisher in the driver's cabin.
- 8) Smoking is prohibited in vehicles.
- 9) Traffic signs and rules within the port must be followed.
- 10) In the event of a vehicle breakdown, the shore facility should be informed immediately and assistance should be requested.
- 11) No stranger should be allowed into the driver's cabin in the port, except for the vehicle crew.
- 12) No waste should be thrown out of the vehicle while driving.
- 13) Traffic instructions of shore facility officers must be followed.
- 14) The vehicle should be used with caution in adverse weather conditions such as snow, rain, storms.
- 15) The use of recreational drugs in the vehicle is prohibited.

2.1.2. EMS

In case of emergencies such as fire, leakage and spill that occur during the transportation of dangerous goods, they benefit from the EmS Guide, which includes Emergency Response Methods and Emergency Schedules for Ships Carrying Dangerous Goods.

EmS Guide, It contains guidance on Emergency Response Procedures for Ships Carrying Dangerous Goods, including emergency programs (EMS) to be followed in the event of incidents involving hazardous substances, materials or objects, or hazardous substances (marine pollutants). Accordingly;

DANGEROUS CARGO HANDLING

In the event of a fire or spill incident, initial actions must be taken in accordance with the contingency plan on board. Separate methods of intervention are given in the guideline for certain dangerous goods, taking into account the type of vessel, the quantity and type of packaging, and whether the goods are stacked. Intervention on or under the deck differs.

The guide is for the use of solid hazardous bulk dangerous goods and vessels where the captain and crew must respond to fires and spills without outside assistance.

For fires, the EmS fire schedule should be consulted. The table specifies the appropriate fire extinguishing method for each dangerous cargo.

2.1.2.1. Special notes for classes of hazardous substances in fires

2.1.2.1.1. Class 2

Gases are substances that are usually transported in cylinders, bottles, portable tanks, aerosols and bottles with varying degrees of pressure. Gases can be flammable, toxic, or corrosive and can be compressed, liquefied, or cooled.

Gases do not start burning unless there is an ignition source (e.g. fire or heat). It is necessary to determine the location of the burning gas, as it may be the center of the fire. Heating of the outlet is the most serious danger due to the possibility of breakage, ejection or explosion. In case of fire, containers with gas should be sprayed with plenty of water to keep them as cold as possible.

Non-combustible leaks from flammable gas containers can lead to the formation of explosive mixtures in the air. If a fire caused by the ignition of leaking gas is extinguished in the cargo area without stopping the leak, gas accumulation occurs. This will result in an explosive mixture or a toxic or suffocating atmosphere.

Leaks of some liquefied gases can emit extremely low temperatures around. These extremely low temperatures are an additional hazard other than flammability and toxicity, and emergency crews should avoid contact with such leaks and the immediate environment.

2.1.2.1.2. Class 3

It is dangerous to spray water on a fire that contains flammable liquids. Many flammable liquids float on the water, and the water jet spreads the liquid, posing a greater danger. Closed containers exposed to fire will be pressurized and rupture will occur.

The heated flammable liquid will emit vapors that can instantly begin to burn with explosive action. As a result, firefighting personnel must remain in a well-protected position and use water spray to the fire zone. This cools the temperature of the liquid and the air-vapor mixture.

2.1.2.1.3. Class 4.1

Flammable solids are self-reactive substances, desensitized explosives and polymerizing agents and include flammable solids, water-wetted explosives (i.e., desensitized explosives) and self-reactive substances.

Flammable solids can be easily ignited. In the event of a fire, water-soaked explosives (i.e. desensitized explosives) will effectively have class 1 product characteristics. In such a case, special notes on class 1 explosives should be consulted.

DANGEROUS CARGO HANDLING

Self-reactive substances are sometimes transported under temperature-controlled conditions, where the control temperature will depend on the specific properties of the conveyed substance. If the control temperature is exceeded, the refrigeration unit must be checked. If temperature control cannot be restored, the manufacturer should be consulted as soon as possible. If smoke is observed, the manufacturer should be consulted in a similar way. The cargo must then be kept under surveillance.

2.1.2.1.4. Class 4.2

Substances prone to spontaneous combustion include pyrophoric substances, which will burn instantly when in contact with air, and self-heating substances, which lead to spontaneous combustion.

Although the use of dry inert powder material to extinguish the fire is the preferred option, in most cases such a procedure may not be possible. Two methods of dealing with such fires are possible. These;

- I. Controlled burning: stay in a well-protected position. Allow the goods to burn. Many products of this class react dangerously with water. In such cases, contact with water can exacerbate the burn. Therefore, it is not recommended to apply water directly on burning goods. When portable water monitors are available that provide a water shield function: create a water curtain to prevent the spread of fire. The fire in which the goods are involved must be left to be completely extinguished. If the fire has already spread to adjacent cargo that does not react with water, fight this fire from a safe distance.
- II. Fight fire from a safe distance. If the location of the fire makes it possible, plenty of water should be used immediately. Although the burning goods will react with the water and create heat, a large amount of water will cool the reaction and prevent further heat dissipation. However, water should not be used when the location of the fire makes it impossible to apply an abundance of water directly to the goods.

2.1.2.1.6. Class 4.3

Substances that emit flammable gases when in contact with water react violently with water to release flammable gases. The heat of the reaction is sometimes enough to start a fire. Sometimes the collateral danger can be the poisonous substance. In some cases, it can be seen as a collateral hazard of the toxic substance.

Although the use of dry inert powder material to extinguish the fire is the preferred option, in most cases such a procedure may not be possible. Two methods of dealing with such fires are possible. These;

- I. Controlled burning: stay in a well-protected position. Allow the goods to burn. All goods of this class react dangerously with water: contact with water will exacerbate the combustion. Therefore, it is not recommended to apply water directly on burning goods. When portable water monitors are available that provide a water shield function: create a water curtain to prevent the spread of fire. The fire in which the goods are involved must be left to be completely extinguished. If the fire has already spread to adjacent cargo that does not react with water, fight this fire from a safe distance.
- II. Fight fire from a safe distance. Attention should be paid to this point, as fire extinguishing with water can intensify the fire and cause the appearance of flammable gases that can explode in mixtures with air.

2.1.2.1.7. Class 5.1

This class of substances tends to produce oxygen and, therefore, accelerate a fire. Although these substances are not necessarily flammable in themselves, they can cause other materials (e.g. sawdust or paper) to burn or contribute to a fire, resulting in an explosion.

Fires with these substances are difficult to extinguish because the ship's firefighting installation may not be effective. Everything possible should be done to prevent the spread of fire to loads containing these hazardous

DANGEROUS CARGO HANDLING

substances. However, if the fire reaches the cargo, personnel should immediately retreat to a well-guarded position.

2.1.2.1.8. Class 5.2

This class of substances is prone to severe burning. Some substances have a low decomposition temperature and are transported under temperature-controlled conditions, where the control temperature will depend on the specific properties of the conveyed substance.

If temperature control cannot be restored, the manufacturer should be consulted as soon as possible, even if the smoke stops escaping. The cargo must then be kept under surveillance. The surrounding area should be kept isolated because liquid can gush out of the drain arrangements.

2.1.2.1.9. Class 6.1

Substances of this class are toxic by contact or inhalation, and therefore the use of self-contained respirators and firefighters' suits is mandatory.

2.1.2.1.10. Class 8

These substances are extremely dangerous to humans, and many of them can lead to the destruction of safety equipment. Burning cargoes of this class will produce highly corrosive vapors. As a result, it is essential to wear self-contained breathing apparatus.

2.1.2.1.11. Class 9

Miscellaneous hazardous substances and articles and substances harmful to the environment include substances, materials and articles that are considered to have some level of hazard, but are not classified in the criteria of class 1 to 8.

2.1.2.1.12. Marine pollutants

A number of substances included in all of the above classes have also been designated as marine pollutants. Packages containing these substances will bear a marine pollutant mark.

In the event of a leak from burning cargo, it is important to know that the spillage of any marine pollutants washed into the sea will pollute the sea. However, instead of preventing pollution of the sea, it is more important to respond to a fire on a ship.

2.1.2.2. Special classes for dangerous goods in spills**2.1.2.2.1. Class 2**

The release of a combustible gas (class 2.1) is the first step leading to a potential vapor cloud explosion. In order for an explosion to occur, the substance must mix with the air in such an amount that the mixture forms a cloud. As soon as friction (electrostatic potential) enters the explosive range, and with an ignition source, an explosion can occur with a flash fire, flash, and sometimes, even, catastrophic consequences. When dealing with gas leaks, allow the gas to evaporate and drift. Keep all ignition sources away. Water spray can reduce the ignition potential of the cloud.

Non-toxic, non-flammable gases (class 2.2) can displace oxygen and create a choking hazard. It is important to ventilate all relevant areas.

When toxic gases (class 2.3) are released, they can fill an area of the ship or a compartment with a toxic atmosphere. Therefore, it is important to close, seal and secure all ventilation supplying the living area, machine

DANGEROUS CARGO HANDLING

spaces and bridge to protect against such gases. Self-contained breathing apparatus is required for the emergency team.

Liquefied gases can cause the additional hazard of very low temperatures around the leak point. Such a leak would be dangerous, especially when there is a leak in the liquid phase from a container where very low temperatures will be experienced. If possible, the emergency team should avoid contact with liquefied gases.

Oxidizing gases can react violently with a number of organic materials. These reactions can generate heat, produce flammable gases, and ignite flammable materials.

2.1.2.2.2. Class 3

The release of vaporized flammable liquid is the first step, leading to a potential *vapor cloud explosion*. In order for an explosion to occur, the steam must mix with the amount of air that will allow the mixture to form a cloud. As soon as friction (electrostatic potential) enters the explosive range, and with an ignition source, an explosion can occur with a flash fire, flash, and sometimes, even, catastrophic consequences. Water spray will reduce the evaporation of the cloud and the potential for ignition. Keep all ignition sources away.

At high concentrations, many flammable liquids exhibit a narcotic effect (not labeled accordingly), a short-term potentially lethal effect (identified by a class 6.1 label), or a long-term toxic effect (unlabeled). . Therefore, it is recommended to use independent breathing apparatus in any case.

Some flammable liquids are corrosive to human skin, ship hull or normal personal protection equipment. Its vapors are toxic if inhaled. For this reason, washing the debris and throwing the vapors into the sea with a water spray is the preferred method. It is important to close all vents to protect the living and machine quarters and the bridge from vapors. Crew members should stay away from any wastewater.

Many flammable liquids are insoluble in water and float on water (e.g. mineral oil, kerosene, petroleum). In general, high concentrations of these substances are not lethal but exert a narcotic effect. The crew should be aware of this and stay away from highly concentrated vapors. Mineral oil is considered a marine pollutant, although it is not classified or labeled. Depending on the quantities, oil spilled overboard can cause problems and is often given a high profile by the media. In the event of spillage on board, the predominant danger is flammability. Keep all ignition sources away.

2.1.2.2.3. Class 4.1

Flammable solids, self-reactive substances, desensitized solid explosives and polymerizing agents include many different substances and varying hazards in their three subclasses. Many of them are not strict. Some of these materials require the use of special substances for cleaning/suction, as they react negatively with water, sand, or other inert materials. The procedures and materials to be used in the event of a spill are defined in ten different charts.

Spilled flammable solids can create an explosive environment that can easily ignite. Some solids (e.g. articles) can be repackaged, while others will contaminate the surfaces of ships, which must be thoroughly cleaned by launching the substances.

Few combustible substances are transported in molten form. To clean up contaminated areas, it is possible to use inert materials to allow emergency crews to shovel the spill and dump it overboard.

Flammable solids, which are explosive when poured from a package, should be kept wet and disposed of overboard. Ignition of the drying material (e.g. by heat or friction) will lead to an explosion.

Temperature-controlled self-reactive substances are also classified as flammable solids under class 4.1. Spillage is often linked to failure of temperature control, which leads to a chemical reaction and creates a fire hazard. If it is not thrown into the sea, the relevant fire program should be consulted.

DANGEROUS CARGO HANDLING

Many flammable solids, substances prone to spontaneous combustion, and many substances that are dangerous when wet, are harmful to health through skin contact or inhalation of dust. Therefore, it is recommended to use self-contained breathing apparatus and appropriate chemical protection (e.g. chemical suit) in all cases.

2.1.2.2.4. Class 4.2

Some self-flammable substances can react with water. Drowning with dry inert material and immediately throwing it overboard can limit the ignition hazard. Others will ignite within minutes, and firefighting will be required.

2.1.2.2.5. Class 4.3

Depending on their chemical properties, substances that are dangerous when wet (class 4.3) can be collected and thrown overboard, even if they react with water, or they can be kept dry and thrown overboard. In case of the occurrence of flammable gases, it is recommended to use a water spray.

2.1.2.2.6. Class 5.1

Class 5.1 charges contain oxygen, and some ignite flammable materials on contact. In general, contact with substances of this class will be harmful to the skin, eyes and mucous membranes. It is therefore advisable to use self-contained breathing apparatus and appropriate chemical protection (e.g. chemical suit).

Spilled oxidizing agents (class 5.1) can ignite or destroy flammable materials due to their chemical reactions (e.g. personal protection). Such debris should be washed in the sea. All team members should stay away from wastewater.

2.1.2.2.7. Class 5.2

Organic peroxides (class 5.2) are highly reactive and some may explode when ignited. Class 5.2 liquids are flammable liquids that must be kept away from all sources of ignition. These substances instantly destroy the eyes. Some substances are transported under temperature control, which is necessary to prevent the reaction that can lead to a fire (often noticed as smoke formation) and the development of heat.

2.1.2.2.8. Class 6.1

The effects of toxic substances (class 6.1) may occur immediately upon exposure to them or may be delayed until after exposure. Inhalation is the main route for vapors, gases, mists and dusts. Skin and eye contact is a concern for the emergency team. In all cases, it is recommended to use self-contained breathing apparatus and appropriate chemical protection (e.g. chemical suit). Vapors of toxic liquids can fill an area of the ship or an area with a toxic atmosphere. Therefore, in the event of steam formation, it is important to close, seal and insulate all ventilation leading to living and machine quarters and the bridge.

Some toxic substances are also flammable. In this case, the safety recommendations for both flammable and toxic liquids should be followed.

2.1.2.2.9. Class 8

Corrosive solids and liquids can permanently damage human tissue. Some substances can corrode steel and destroy other materials (e.g. personal protective equipment). Corrosive vapors are highly toxic and often lethal by destroying lung tissue. All corrosive chemicals will be dangerous (toxic) to human health. Avoid direct contact with skin, protect against inhalation of vapors or mists.

In all cases, it is recommended to use self-contained breathing apparatus and appropriate chemical protection (e.g. chemical suit). Washing the spills and throwing the vapors into the sea with water spray is the method

DANGEROUS CARGO HANDLING

applied in all cases. It is important that all ventilation leading to the preferred layout, engine rooms and bridge is closed, sealed and secured. All personnel should stay away from wastewater.

Some corrosive substances are also flammable. In these cases, safety recommendations for both flammable and corrosive substances should be followed. It is recommended to use plenty of water and water spray. In general, the hazard of ignition is more important to the safety of the ship and crew than the corrosive properties (see, eg.

2.1.2.2.10. Class 9

This class includes a variety of hazardous substances that do not easily fit the criteria of other hazard classes. However, these substances represent dangers. There are no common features that apply to all goods of this class.

2.1.2.2.11. Marine pollutants

A number of substances in all classes have also been designated as marine pollutants because they are dangerous to marine life. Packages containing these substances will bear a Marine Pollutant mark.

Instead of preventing pollution of the sea by marine pollutants, it is more important to ensure the safety of the crew and the integrity of the loaded vessel.

2.1.3. MFAG

They benefit from the Medical First Aid Guide (MFAG) in the IMSBC Code annex in order to provide the necessary medical first aid to the people affected by the damages of dangerous loads and the health problems that occur as a result of accidents involving these loads.

Information on medical first aid is provided in the IMO/WHO/ ILO Medical First Aid Guide for Use *in Accidents Involving Hazardous Substances (MFAG) published by IMO.*

Contamination with any hazardous substances should be immediately removed from the skin, and then washed off, for example, with plenty of water.

In case of spillage of toxic substances, MFAG should be used.

Most of the toxic substances and many infectious substances are also toxic to marine animals. If necessary, consult the safety data sheets or experts for individual specifications.

DANGEROUS CARGO HANDLING**2.2. Responsibilities of the cargo person**

The responsibilities of the cargo owner are as follows:

- a) It prepares and has prepared mandatory documents, information and documents related to dangerous goods and ensures that these documents are present with the cargo during the transportation activity.
- b) It ensures that dangerous goods are classified, packaged, marked, labeled and signed in accordance with their type.
- c) It ensures that dangerous goods are loaded, stacked and securely tied to approved packaging and load transport units in accordance with the rules and safely.

2.3. Responsibilities of the carrier

The responsibilities of the carrier are as follows:

- a) It requests mandatory documents, information and documents related to dangerous goods from the cargo concerned and ensures that they are present with the cargo during the transportation activity.
- b) It checks the compliance of dangerous goods classified, packaged, marked, labeled and plated by the cargo concerned.
- c) It checks that dangerous goods are properly packaged, safely loaded and securely fastened to the load transport unit using approved packaging and load carrying units.

2.4. Responsibilities of the onshore facility operator

The responsibilities of the shore facility operator are as follows:

- a) It does not dock ships carrying dangerous cargoes without the permission of the port authority.
- b) It provides written information to the ship that will dock at its facility within the scope of facility rules, cargo handling rules and relevant legislation.
- c) It does not handle dangerous cargoes for which it has not received a handling permit from the administration, and in this context, it does not victimize the ships that will dock by planning.
- d) It ensures that the mandatory documents, information and documents related to dangerous goods are found with the cargo by requesting them from the cargo concerned. In the event that the relevant documents, information and documents cannot be provided by the cargo concerned, it is not obliged to accept or handle the dangerous cargo to its facility.
- e) It shares all the data that may be required according to the nature of the cargo with the ship's person and performs the loading or unloading operation according to the agreement to be reached. The ship does not make changes in the operation without the knowledge of the person concerned.
- f) It determines the operating limits, taking into account the safe working capacity of the facility and the weather forecasts, and takes the necessary measures to keep the ship safely tied up and handled at the dock.
- g) It checks the transport documents containing information that the dangerous goods arriving at the facility are properly classified, packaged, marked, labeled, signified and safely loaded into the load transport unit.
- h) It ensures that the personnel involved in the handling of dangerous goods and the planning of this handling are certified by receiving the necessary training, and does not assign undocumented personnel to these operations.
- i) It ensures that the dangerous goods handling equipment in its facility is in working order and that the relevant personnel are trained and documented in the use of these equipment.
- j) By taking occupational safety measures in the coastal facility, it ensures that the personnel use personal protective equipment suitable for the physical and chemical properties of the dangerous cargo.
- k) It carries out activities related to dangerous goods in docks, piers and warehouses established in accordance with these works.
- l) It equips the docks and piers reserved for ships that will load or unload dangerous liquid bulk cargoes with installations and equipment suitable for this job.
- m) It keeps an up-to-date list of all dangerous cargoes on the ships berthed at its facility and in the closed and open areas of its facility and provides this information to the relevant persons upon

DANGEROUS CARGO HANDLING

request.

- n) It notifies the port authority of the instant risk posed by the dangerous cargoes it handles or temporarily stores in its facility and the measures it takes for this.
- o) It notifies the port authority of accidents related to dangerous cargoes, including accidents at the entrance to closed areas.
- p) It provides the necessary support and cooperation in the controls and inspections carried out by the administration and the port authority.
- q) It ensures the transfer of Class 1 (except Class 1 Compliance Group 1.4 S), Class 6.2 and Class 7 dangerous cargoes that are not allowed to be temporarily stored out of the coastal facility as soon as possible without waiting, and applies to the Administration for permission in cases where it is necessary to wait.
- r) It takes fire, environmental and other safety measures in accordance with the class of the dangerous cargo in the temporary warehouses and storage area in accordance with the separation and stacking rules of the cargo transport units where dangerous goods are transported. It keeps fire extinguishing systems and first aid units ready for use at any time in areas where dangerous goods are handled and periodically carries out the necessary controls.
- s) It obtains permission from the port authority before hot working works and operations to be carried out in areas where dangerous cargoes are handled and temporarily stored.
- t) It prepares an emergency evacuation plan for the evacuation of ships from coastal facilities in case of emergency, submits it to the port authority and informs the relevant persons about the plan approved by the port authority.
- u) It ensures that the internal loading of the load transport units is carried out in accordance with the loading safety rules in its facility.

2.5. Responsibilities of the ship's owner

The responsibilities of the ship's concerned are as follows:

- a) It ensures that the cargo to be carried by the ship is certified to be suitable for transportation and that cargo holds, cargo tanks and cargo handling equipment are suitable for cargo transportation.
- b) It requests all mandatory documents, information and documents related to dangerous goods from the cargo concerned and ensures that they are present with the cargo during the transportation activity.
- c) It ensures that the documents, information and documents that must be included in the ship regarding dangerous goods within the scope of legislation and international conventions are appropriate and up-to-date.
- d) It checks the transport documents containing information that the cargo transport units loaded on the ship are properly marked, signposted and loaded safely.
- e) It informs the relevant ship personnel about the risks of dangerous cargoes, safety procedures, safety and emergency measures, intervention methods and similar issues.
- f) It keeps up-to-date lists of all dangerous cargoes on board and declares them to the relevant persons upon request.
- g) It ensures that the loading program, if any, on board is approved and documented and kept in working order.
- h) It notifies the port authority and the coastal facility of the instant risk posed by the dangerous cargoes on the ship docked at the shore facility and the measures taken for this.
- i) In case of leakage or possibility of leakage in the dangerous cargo, it does not accept to carry the dangerous cargo.
- j) It notifies the port authority of dangerous cargo accidents that occur on its ship during the cruise or while at the shore facility.
- k) It provides the necessary support and cooperation in the controls and inspections carried out by the administration and the port authority.
- l) It does not accept to carry dangerous cargoes that are not included in the ship certificates issued by the relevant institutions and organizations.
- m) It ensures that the seafarers in charge of the handling of dangerous goods use personal protective equipment suitable for the physical and chemical properties of the cargo during handling.

DANGEROUS CARGO HANDLING

- n) It provides the requirements for the loading safety of the cargoes loaded on their ships.

2.6. Education

- 1) The procedures and principles regarding the training to be received by the personnel working in coastal facilities are determined by the Administration.
- 2) The Administration carries out the necessary studies for the implementation of IMO trainings, which are mandatory by IMO or, if deemed appropriate by the Administration, advisory.
- 3) If it is determined that the knowledge and skills of the personnel are insufficient during the inspections carried out in the coastal facilities, the Administration may request the repetition of the trainings.

*7.11.10***2.7. LOADING SAFETY**

- 4) The port authority stops the handling operation at the shore facility when it sees any risk and does not start it until the risk is eliminated.
- 5) In order to ensure the safe loading of the cargo on the ship, the provisions of the BLU Code and BLU Manual, the Safe Practice Code for Cargo Stacking and Safety (CSS Code), the Code of Practice for the Packaging of Cargo Carrying Units (CTU Code) and the Code of Safe Practices for Ships Carrying Timber on Deck (TDC Code) are complied with, depending on the type of cargo.
- 6) The stacking of loads is carried out in accordance with the relevant legislation and international conventions to which we are a party.
- 7) The vessel cannot be loaded more than the loading limit, taking into account the brand of the loading limit. If such a situation is detected, the ship is not allowed to sail and administrative action is taken against the ship's person within the scope of Article 22.
- 8) Before the handling operation, the loading-unloading plan and the results of the draft survey or weighbridge survey to determine the amount of cargo loaded before the ship departs are submitted to the port authority by the ship's owner. The authority or port authority may request that the draft survey or weighbridge survey report be obtained from an authorized inspection firm.
- 9) Measures are taken to prevent the stability of the ship from being adversely affected by ensuring that the cargo on bulk carriers, especially single ÇANAKKALE bulk carriers, is loaded in such a way that it spreads to the bottom of the hold (by pilling).
- 10) It is ensured that the load and ballast water arrangement is monitored throughout the loading or unloading operation so that the structure of the ship is not subjected to excessive stress.
- 11) Care is taken to ensure that the vessel is uninclined, but if a tilt (tilt) is required during loading, it is ensured that this is as short as possible. In order to avoid structural damage to the vessel, it is ensured that it is loaded and unloaded evenly in accordance with the approved stability curl.
- 12) In adverse meteorological and oceanographic conditions that may affect the cargo handling operation, the handling operation is stopped by the captain until the conditions improve.
- 13) In order to prevent situations such as placing the heavy load on the light load, placing the liquid load on the dry load, and the smell of foul-smelling loads from spreading to other loads, loads with properties that may damage other loads are loaded in accordance with the separation rules.
- 14) In order to ensure the full implementation and maintenance of safety measures related to the loading, stowage, sorting, handling, transportation and unloading of cargoes on board, all cargoes, cargo units and cargo transport units, except solid and liquid bulk cargoes, are loaded in accordance with the Cargo Securing Manual approved by the Administration or authorized classification societies on behalf of the Administration in accordance with Rule 5.6 of SOLAS Chapter VI Part A, It is stacked and secured.

DANGEROUS CARGO HANDLING**3. RULES AND PRECAUTIONS TO BE FOLLOWED/APPLIED BY THE COASTAL FACILITY****3.1. Measures taken by the shore facility operator**

- a) It does not allow ships carrying dangerous cargoes to dock at its facility without the permission of the port authority:
Towage service is obtained from Uzmar Expertise Shipping, which is authorized by the administration for the safe docking and mooring of ships carrying dangerous cargo. All ships docking at the port receive a berthing approval certificate from the Port Authority before docking and a separate approval when leaving.
- b) It provides written information to the ship that will dock at its facility within the scope of facility rules, cargo handling rules and relevant legislation.
Each ship docking at the port facility is informed by giving the Akçansa Operation Procedure, which includes the rules to be followed when they are in the port.
- c) It does not handle dangerous cargoes for which it has not received a handling permit from the administration, and in this context, it does not victimize the ships that will dock by planning.
- d) Your permission from the administration; Within the scope of IMSBC, we have dangerous solid bulk cargoes activity. It is stated in the "Dangerous Goods Handling Guide" and "Dangerous Goods Conformity Certificate" published on our website that only those with permission are handled.
- e) It ensures that the mandatory documents, information and documents related to dangerous goods are found with the cargo by requesting them from the cargo concerned. In the event that the relevant documents, information and documents cannot be provided by the cargo concerned, it is not obliged to accept or handle the dangerous cargo to its facility.
The necessity of mandatory documents, information and documents that should be related to dangerous goods is published on our website and it is ensured that the cargo interested parties who bring dangerous cargo to the port or receive dangerous cargo from the port are informed.
It shares all the data that may be required according to the nature of the cargo with the ship's person and performs the loading or unloading operation according to the agreement to be reached. The ship does not make changes in the operation without the knowledge of the person concerned.
- f) Planning for ship loading and unloading is made as a result of negotiations between the Planning Department and the Ship Captain or his agent. Loading and unloading are monitored by the field operations team.
- g) It determines the operating limits, taking into account the safe working capacity of the facility and the weather forecasts, and takes the necessary measures to keep the ship safely tied up and handled at the dock.
Weather forecasts are followed on a daily basis, and our machines have an automatic stop system for cranes in adverse weather conditions. In addition, no work is carried out in adverse weather conditions and operations are stopped by informing the ships in the port.
- h) It checks the transport documents containing information that the dangerous goods arriving at the facility are properly classified, packaged, marked, labeled, signified and safely loaded into the load transport unit.
At the entrance and exit of the port facility; Vehicles, plates, plates and signs that should be found in / tanks and transport documents are checked.
- i) It ensures that the personnel involved in the handling of dangerous goods and the planning of this handling are certified by receiving the necessary training, and does not assign undocumented personnel to these operations.
To the employees assigned to the handling and planning of Akçansa ÇANAKKALE Terminal work area; Training and retraining are provided on "IMSBC CODE Training".
- j) It ensures that the dangerous goods handling equipment in its facility is in working order and that the relevant personnel are trained and documented in the use of these equipment.
Periodic, planned and unplanned maintenance of the equipment used in the facility is carried out. Maintenance plans are available. Employees who use the equipment have certificates.

DANGEROUS CARGO HANDLING

- k) By taking occupational safety measures in the coastal facility, it ensures that the personnel use personal protective equipment suitable for the physical and chemical properties of the dangerous cargo.
The use of personal protective equipment in accordance with the specifications specified in the "PPE Equipment Instruction" is provided.
- l) It carries out activities related to dangerous goods in docks, piers and warehouses established in accordance with these works.
In our facility, dangerous cargo handling activities are carried out at piers 1, 4, and 5.
- m) It equips the docks and piers reserved for ships that will load or unload dangerous liquid bulk cargoes with installations and equipment suitable for this job.
- n) Hazardous liquid bulk cargo is not handled in our port area.
- o) It keeps an up-to-date list of all dangerous cargoes on the ships berthed at its facility and in the closed and open areas of its facility and provides this information to the relevant persons upon request.
Dangerous cargoes at the port and on the ships berthed at the facility are monitored instantly.
- p) It notifies the port authority of the instant risk posed by the dangerous cargoes it handles or temporarily stores in its facility and the measures it takes for this.
Emergencies and instantaneous risks for dangerous cargoes in the port are reported to the Port Authority.
- q) It notifies the port authority of accidents related to dangerous cargoes, including accidents at the entrance to closed areas.
Accidents related to dangerous cargoes at the facility are reported to the port authority. "Dangerous Cargo Accident and Incident Notification Form" is used for accidents.
- r) It provides the necessary support and cooperation in the controls and inspections carried out by the administration and the port authority.
All necessary support is provided by accompanying the inspections of the administration and port authority, and the requests for the requested information and documents are met.
- s) It takes fire, environmental and other safety measures in accordance with the class of the dangerous cargo in the temporary warehouses and storage area in accordance with the separation and stacking rules of the cargo transport units where dangerous goods are transported. It keeps fire extinguishing systems and first aid units ready for use at any time in areas where dangerous goods are handled and periodically carries out the necessary controls.
- t) It obtains permission from the port authority before hot working works and operations to be carried out in areas where dangerous cargoes are handled and temporarily stored.
Work is carried out with the permission of the port authority for hot works to be carried out in the areas where dangerous goods are handled and on ships.
- u) It prepares an emergency evacuation plan for the evacuation of ships from coastal facilities in case of emergency, submits it to the port authority and informs the relevant persons about the plan approved by the port authority.
Emergencies on ships are monitored and recorded with the studies to be carried out using the Ship Emergency Evacuation Control Form.
- v) It ensures that the internal loading of the load transport units is carried out in accordance with the loading safety rules in its facility.
It is ensured that the cargo transport units are carried out safely in the internal fillings carried out at the port.

3.2. Loading protection

- 1) The Port Authority stops the handling operation at the shore facility when it sees any risk and does not start it until the risk is eliminated: Operations are carried out in accordance with the instructions of the Port Authority.
- 2) In order to ensure the safe loading of the cargo on the ship, the provisions of the BLU Code and BLU Manual, the Safe Practice Code for Cargo Stacking and Safety (CSS Code), the Code of Practice for the Packaging of Cargo Transport Units (CTU Code) and the Code of Safe Practices for Ships Carrying Timber Cargo on Deck (TDC Code) are complied with, depending on the type of cargo: The internal filling of the cargo transport units carried out at the port is carried out in accordance with the rules of CTU CODE.
- 3) The stacking of cargoes is carried out in accordance with the relevant legislation and international conventions to which we are a party: The stacking of dangerous goods is carried out according to the

DANGEROUS CARGO HANDLING

IMSBC CODE separation rules.

- 4) The vessel cannot be loaded more than the loading limit, taking into account the brand of the loading limit. In case of detection of such a situation, the ship is not allowed to sail and administrative action is taken by the administration against the person concerned with the ship: The departure of the ship from the port is provided with the approval of the Port Authority. In such cases, our facility acts in accordance with the instructions of the Administration.
- 5) Before the handling operation, the loading-unloading plan and the results of the draft survey or weighbridge survey to determine the amount of cargo loaded before the ship departs are submitted to the port authority by the ship's owner. The administration or the port authority may request that the draft survey or weighbridge survey report be obtained from an authorized inspection firm: Actions are taken in accordance with the requests and instructions from the Port Authority.
- 6) Measures are taken to prevent the stability of the ship from being adversely affected by ensuring that the cargo on bulk carriers, especially bulk carriers with a single hold, is loaded in such a way that it spreads to the bottom of the hold (by pilling): Dangerous bulk cargo handling is not carried out in our facility.
- 7) In order to ensure that the structure of the ship is not subjected to excessive stress, it is ensured that the cargo and ballast water arrangement is monitored throughout the loading or unloading operation: In case of non-compliance, the instructions of the Administration are followed.
- 8) Care is taken to ensure that the vessel is uninclined, but if a tilt (tilt) is required during loading, it is ensured that this is as short as possible. In order to avoid structural damage to the ship, it is ensured that it is loaded and unloaded evenly in accordance with the approved stability curl: The loading and unloading operations of the ships are carried out together with the captain of the ship.
- 9) In adverse meteorological and oceanographic conditions that may affect the cargo handling operation, the handling operation is stopped by the captain until the conditions improve: In adverse weather conditions, the work in our facility is stopped. If the conditions improve, the work starts again. Planning is carried out together with the captain of the ship.
- 10) In order to prevent situations such as placing the heavy load on the light load, placing the liquid load on the dry load, and the smell of foul-smelling loads from spreading to other loads, cargoes with properties that may damage other loads are loaded in accordance with the separation rules: Shipments and storages are carried out in a way that minimizes risks according to the IMSBC CODE separation rules.
- 11) In order to ensure the full implementation and maintenance of safety measures related to the loading, stowage, sorting, handling, transportation and unloading of cargoes on board, all cargoes, cargo units and cargo transport units, except solid and liquid bulk cargoes, are loaded in accordance with the Cargo Securing Manual approved by the Administration or authorized classification societies on behalf of the Administration in accordance with Rule 5.6 of SOLAS Chapter VI Part A, stacked and secured: In case of non-compliance, the instructions of the Administration are followed.

3.3. Payloads covered by the IMSBC Code

It is given in section 1.2.2.

DANGEROUS CARGO HANDLING**4. CLASSES, TRANSPORTATION, HANDLING/DISCHARGE, HANDLING, SORTING, STACKING AND STORAGE OF DANGEROUS GOODS***FDK*

The transport of dangerous and marine polluting substances by ships transporting at sea is regulated by the International Convention for the Safety of the Life at Sea (SOLAS) and the International Convention for the Prevention of Pollution from Ships (MARPOL).

In the relevant sections of SOLAS and MARPOL, the necessary regulations of the International Maritime Dangerous Goods (IMSG) Code are explained in detail and they have taken the force of law on the transport of these substances by sea. As of January 1, 2004, the IMSG Code has been made mandatory.

Classification and risk definitions of dangerous goods for all types of transport (sea, air, train, land and inland waterways) are also made by the UNITED NATIONS Committee of Experts on the Transport of Dangerous Goods (UN).

Transportation, loading/unloading and handling of Solid Dangerous Bulk Goods, Scrap Cargoes, Dangerous Solid Bulk Cargoes, Explosive Cargoes are carried out in Akçansa Port areas. Loads that are not transported, loaded/unloaded, handled and stowed are Class 1, 6.2 and Class 7.

4.1. Dangerous Goods Classes

The classifications of dangerous goods defined within these regulations are as follows.

CLASSES

CLASS	PART	CLASS NAME
Class 1		Explosive substances and objects
Class 2		Gases
Class 3		Flammable liquids
Class 4	4.1	Flammable solids, self-reactive substances, polymerizing agents and desensitized solid explosives
	4.2	Substances prone to spontaneous combustion
	4.3	Substances that release flammable gases when in contact with water
Class 5.1		Oxidizing agents
Class 5.2		Organic peroxides
Class 6.1		Toxic substances
Class 6.2		Infectious substances
Class 7		Radioactive materials
Class 8		Corrosive substances
Class 9		Miscellaneous dangerous goods and articles

Table 4.1: Dangerous Goods Classes

DANGEROUS CARGO HANDLING

4.1.1. CLASSIFICATION CODES

Class 2 Subgroups	1	Compressed gas: Substances that are completely gaseous at -50 °C when packed under pressure for transport; All gases with critical temperatures less than or equal to -50 °C are included in this category.
	2	Liquefied gas: A gas that is partially liquid at temperatures above -50 °C when packaged under pressure for transport. A distinction is made between:
		High-pressure liquefied gas: Gas with a critical temperature above -50 °C and equal to or less than +65 °C;
		Low pressure liquefied gas: Gas with a critical temperature above +65 °C.
	3	Refrigerated liquefied gas: A gas that, when packaged for transport, is partially liquefied due to its low temperature.
	4	Dissolved gas: It is a gas dissolved in a liquid-phase solvent when packaged under pressure for transportation.
	5	Small, gas-containing, aerosol sprayers and containers (gas cartridges).
	6	Other objects containing gases under pressure.
	7	Non-pressurized gases (gas samples) subject to special conditions.
	8	Chemicals under pressure: liquids, pastes or powders, and mixtures thereof, which are pressurized with a propellant that meets the definition of a compressed or liquefied gas.
	9	Adsorbed gas: A gas adsorbed onto a solid porous material to give an inner vessel pressure of less than 101.3 kPa at 20 °C and less than 300 kPa at 50 °C when packaged for transport.
	A	Sultry
	He	Oxidizer
	F	Flares up
	T	Poisonous
	C	Corrosive (UN 1950 and for chemicals under pressure)
	CO.	Corrosive, oxidizing (for UN 1950)
	FC	Flammable, corrosive (UN 1950 and for chemicals under pressure)
	TF	Poisonous, flares up
	TC	Toxic, corrosive
	CTR	Poisonous, oxidizing
	TFC	Toxic, flammable, corrosive
	TOC	Toxic, oxidizing, corrosive
	2.1	Flammable gases (corresponding to groups denoted by a capital letter F).
	2.2	Non-flammable, non-toxic gases (corresponding to groups denoted by capital letters A or O).
	2.3	Toxic gases (corresponding to groups denoted by a capital letter T; Such as TT, TF, TC, TO, TFC and TOC).
Class 3 Subgroups	F	Flammable liquids, objects that have no secondary risk and contain these substances:
		F1 Flammable liquids, with a flash point of 60 °C and below;

DANGEROUS CARGO HANDLING

		F2 Flammable liquids, with a flash point greater than 60 °C, transported at or above a temperature at or above the flash point (high-temperature substances) or transferred for transport;
		F3 Objects containing flammable liquids;
	FT.	Flammable liquids, poisonous:
		FT1 Flammable liquids, toxic;
		FT2 Pesticides;
	FC	Flammable liquids, corrosive;
	FTC	FTC Flammable liquids, toxic, corrosive;
	D	Desensitized liquid explosives.
Class 4.1 Subgroups	F	Flammable solids, with no secondary risk:
		F1 Organic;
		F2 Organic, molten;
		F3 Inorganic;
		F4 Objects;
	FO	Flammable solids, oxidizing;
	FT.	Flammable solids, toxic
		FT1 Organic, poisonous;
		FT2 Inorganic, toxic;
	FC	Flammable solids, corrosive;
		FC1 Organic, corrosive;
		FC2 Inorganic, corrosive;
	D	Desensitized solid explosives with no secondary risk;
	DT	Desensitized solid explosives, toxic;
	SR	Self-reactive substances:
		SR1 Those who do not require temperature control;
		SR2 Temperature control requirements.
	PM	Polymerizing agents
		PM1 Temperature control is not required;
		PM2 Temperature control required.
Class 4.2 Subgroups	S	Substances prone to spontaneous combustion, with no secondary risk:
		S1 Organic, liquid;
		S2 Organic, solid;
		S3 Inorganic, liquid;
		S4 Inorganic, solid;
		S5 Organometallic;
	SW	Substances prone to spontaneous combustion, which release flammable gases when in contact with water;
	SO	Substances prone to spontaneous combustion, oxidizing;
	ST.	Substances prone to spontaneous combustion, poisonous:
		ST1 Organic, toxic, liquid;
		ST2 Organic, toxic, solid;
		ST3 Inorganic, toxic, liquid;
		ST4 Inorganic, toxic, solid;
	SC	Substances prone to spontaneous combustion, corrosive:

DANGEROUS CARGO HANDLING

		SC1 Organic, corrosive, liquid;
		SC2 Organic, corrosive, solid;
		SC3 Inorganic, corrosive, liquid;
		SC4 Inorganic, corrosive, solid;
Class 4.3 Subgroups	W	Objects containing substances and similar substances that do not have a secondary risk that release flammable gases when in contact with water:
		W1 Liquid;
		W2 Floor;
		W3 Objects;
	WF1	Substances that release flammable gases when in contact with water, liquid, flammable;
	WF2	Substances that release flammable gases when in contact with water, solid, flammable;
	WS	Substances that release flammable gases when in contact with water, solid, self-heating;
	WO	Substances that release flammable gases when in contact with water, oxidizing, solid;
	WT	Substances that release flammable gases when in contact with water, toxic:
		WT1 Liquid;
		WT2 Solid;
	WC	Substances that release flammable gases when in contact with water, corrosive:
		WC1 Liquid;
		WC2 Floor;
	WFC	Substances that release flammable gases when in contact with water, flammable, corrosive.
Class 5.1 Subgroups	He	Oxidizing substances, articles that are not of secondary risk and contain substances such as:
		O1 Liquid;
		O2 Solid;
		O3 Objects;
	OF	Oxidizing substances, solid, flammable;
	OS	Oxidizing substances, solid, self-heating;
	OW	Oxidizing substances are solids that release flammable gases when they come into contact with water;
	GRASS	Oxidizing substances, poisonous:
		OT1 Liquid;
		OT2 Solid;
	OC	Oxidizing agents, corrosive:
		OC1 Liquid;
		OC2 Solid;
	OTC	Oxidizing substances, toxic, corrosive.
Class 5.2 Subgroups of Organic Peroxides	P1	Organic peroxides, which do not require temperature control
	P2	Organic peroxides, which need temperature control.

DANGEROUS CARGO HANDLING

Class 6.1 Subgroups	T	Toxic substances, without secondary risk:
		T1 Organic, liquid;
		T2 Organic, solid;
		T3 Organometallic substances;
		T4 Inorganic, liquid;
		T5 Inorganic, solid;
		T6 Liquid, used in pesticides;
		T7 Solid, used in pesticides;
		T8 Samples;
		T9 Other toxic substances;
	TF	Toxic substances, flammable:
		TF1 Liquid;
		TF2 Liquid, used in pesticides;
	TS	Toxic substances, self-heating, solid;
	TW	Toxic substances, which release flammable gases when in contact with water:
		TW1 Liquid;
		TW2 Floor;
	CTR	Toxic substances, oxidizing:
		TO1 Liquid;
		TO2 Layer;
	TC	Toxic substances, corrosive:
		TC1 Organic, liquid;
		TC2 Organic, solid;
		TC3 Inorganic, liquid;
	TFC	TC4 Inorganic, solid;
		Toxic substances, flammable, corrosive;
		Toxic substances, flammable, release gases when in contact with water.
Class 8 Subgroups	C1-C4	Acidic substances
		C1 Inorganic, liquid;
		C2 Inorganic, solid;
		C3 Organic, liquid;
	C5-C8	C4 Organic, solid;
		Basic substances:
		C5 Inorganic, liquid;
		C6 Inorganic, solid;
	C9-C10	C7 Organic, liquid;
		C8 Organic, solid;
		Other corrosive substances:
	C11	C9 Liquid;
		C10 Solid;
		Objects;
	CF	Corrosive substances, flammable:
		CF1 Liquid;
		CF2 Solid;

DANGEROUS CARGO HANDLING

	CS	Corrosive substances, self-heating:
		CS1 Liquid;
		CS2 Solid;
	CW	Corrosive substances, which release flammable gases when in contact with water:
		CW1 Liquid;
		CW2 Solid;
	CO.	Corrosive substances, oxidizing:
		CO1 Liquid;
		CO2 Solid;
	CT	Corrosive substances, toxic substances and objects containing these substances:
		CT1 Liquid;
		CT2 Solid;
Class 9 Subgroups	CFT	Corrosive substances, flammable, liquid, toxic;
		Corrosive substances, oxidizing, toxic.
	M1	Substances that can endanger health when inhaled in the form of fine dust;
	M2	Substances and objects capable of forming dioxins in the event of a fire;
	M3	Flammable vapor-emitting substances;
	M4	Lithium batteries;
	M5	Life-saving tools;
	M6-M8	Substances harmful to the environment:
		M6 Polluting the aquatic environment, liquid;
		M7 Polluting the aquatic environment, solid;
	M9-M10	M8 Genetically modified microorganisms and organisms;
		High-temperature substances:
		M9 Liquid;
	M11	M10 Solid;
		Other substances and articles that do not meet the definitions of another class but pose a hazard during transport

Table 4.2 Classification Codes

DANGEROUS CARGO HANDLING**4.2. Packages and Packaging of Dangerous Goods****✓ Package & Packaging Coding**

Sıvı tehlikeli madde ambalajı	3H1/X1.2/250/14/TR57WL28
Kombine ambalaj/Katı tehlikeli yükler için ambalaj	1H2/Y250/S/14/TR56W1B9

Figure 4.1 Package and Packaging Coding

3H1 : Package identification code

3 : Package type

H : Material

1 : Category

X : Packing Group

1.2 : Specific Gravity

250 : Hydrostatic test pressure

14 : Package production date (year)

TR57WL28 : Country code of the certifying institution that tested the package

1H2 : Package identification code

Y : Packing Group

250 : Maximum gross mass

S : For solids

14 : Package production date (year)

TR56W1B9 : Country code of the certifying institution that tested the package

The meaning of the various numbers and letters on the label of the packaged products is shown in the figure on the side. All dangerous goods transported by sea in packaging are marked according to the UN packing code.

4.2.1. Package & Packaging Types

Dangerous goods arriving at the port facility will be packed and packaged under IMSBC Code Chapter 4. All packages containing dangerous goods must have United Nations (UN) Type Approval, even if they are in any Load Carrier (CTU).

Packaging Types:

DANGEROUS CARGO HANDLING



STEEL BARREL (1A1)



PLASTIC BARREL (1H2)



FIBER BARREL (1G)



BAG (5H4)



PLASTIC DRUM (3H1)



CYLINDER



CARDBOARD BOX (4G)






















IBC

DANGEROUS CARGO HANDLING
IBCs

They are rigid or flexible portable packages

- Capacity up to 3.0 m3 (Packing group II and III)
- Capacity up to 1.5 m3 (Packing group I)
- They are made ready-made from wood, cardboard, plastic, metal and cloth.
- Their capacity ranges from 450-3000 liters.

4.3. Plaques, plates, brands and labels for dangerous goods
4.3.1. Dangerous goods placards

Class 1				
	1.1 Explosive	1.2 Explosive	1.3 Explosive	1.5 Explosive
			* Compatibility group location	
	1.6 Explosive	1.4 Explosive		
Class 2				
	2.1 Flammable Gas		2.2 Asphyxiating Gas	2.3 Poisonous Gas
Class 3				
	Flammable Liquid			
Class 4.1 Class 4.2 Class 4.3				
	4.1 Flammable solids -Self-reactive substances -Polymerizing agents -Desensitized solid explosives	4.2 Substances prone to spontaneous combustion	Substances that emit flammable gases due to contact with water	
Class 5.1 Class 5.2				
	5.1 Oxidizing Agents	5.2 Organic peroxides		

DANGEROUS CARGO HANDLING

Class 6.1 Class 6.2				
	6.1 Toxic substances	6.2 Infectious Substances		
Class 7				
	Radioactive Materials			
Class 8				
	Corrosive Substances			
Class 9				
	Miscellaneous Dangerous goods and articles	Lithium Batteries (9A)		
	Limited Quantity	Exceptional quantity		

Table 4.3 Dangerous goods plaques, labels and signs
4.3.2. Dangerous Goods Plates

16) Safety approval plate

17) IBC plate

18) Portable tank plate

→ T1-T23

→ T50

→ T75

→ MEGC

19) Road tankers license plate

→ IMO 4 type

→ IMO 6 type




→ IMO 8 type

→ IMO 9 type

[illegible]

Table 4.4 Dangerous goods plates

4.3.3. Dangerous goods brands

		
<p>Suffocating danger</p>	<p>Marine pollutant and hazardous to environment sign</p>	

DANGEROUS CARGO HANDLING		
		
Directional arrow	Fumigation sign	High temperature hazard

Table 4.5 Dangerous goods brands

DANGEROUS CARGO HANDLING

4.3.4. Dangerous goods labels

✓ Packaging Labeling

	HAZARDOUS SIGN FOR THE ENVIRONMENT
	HAZARD LABEL
	HAZARD LABEL
	FLOUR CERTIFICATION
	UNUN NUMBER
	4G CARDBOARD BOX

DANGEROUS CARGO HANDLING

✓ IBC labeling – marking

	31HA1 COMPOSITE IBC
	FLOUR CERTIFICATION
	HAZARD LABEL
	HAZARDOUS SIGN FOR THE ENVIRONMENT
	UNUN NUMBER
IBC AND LARGE PACKAGES OVER 450 LITERS ARE MARKED AND LABELED ON BOTH SIDES.	

IBC (OHK) Labeling

DANGEROUS CARGO HANDLING**4.4. Dangerous goods markings and packing groups****4.4.1. Dangerous goods signs**







		
Suffocating danger	Marine pollutant and hazardous to environment sign	
		
Directional arrow	Fumigation sign	High temperature hazard

Table 4.4 Dangerous goods signs**4.4.2. Packing assemblies of dangerous goods**

Hazard labels are divided into 9 within themselves. Although the signs are in the form of labels and plates; Labels are placed on packaging, plates or vehicles.

Dangerous goods carried in packaging must be packed & packaged according to appropriate standards.

Dangerous goods are transported under three types of packing & packaging groups.

I Low-hazard substances**II Dangerous goods****III It is in the form of high-hazard substances.**

Self-reactive substances of classes 1, 2, 5.2, 6.2, 7 and 4.1 do not have a packaging group.

Note: The meanings of the X, Y and Z codes in the UN certification on the packaging;

Packages with X code; packing groups I, II and III

Packages with Y code; packing group II and III

Packages with Z code; for packing group III substances.

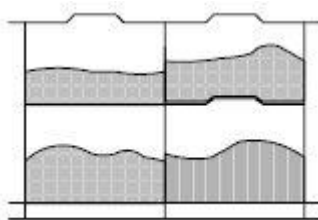
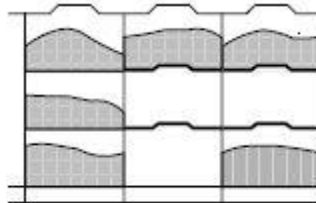



DANGEROUS CARGO HANDLING**4.5. PORT SEPARATION TABLES ACCORDING TO CLASSES OF HAZARDOUS SUBSTANCES****4.5.1. Segregation of dangerous goods on board**

Distinction between solid bulk cargoes with chemical hazards

Except as otherwise provided in this section or in the individual schedules for Cargoes belonging to Group B, the distinction between solid bulk cargoes containing chemical hazards shall be according to the following table:

Katı dökme malzemeler										
	sınıf/bölüm	4.1	4.2	4.3	5.1	6.1	7	8	9	MHB
yanıcı katılar	4.1	X								
Kendiliğinden yanmaya yatkın maddeler	4.2	2	X							
Su ile temas ettiğinde yanıcı gazlar çıkaran maddeler	4.3	3	3	X						
oksitleyici maddeler	5.1	3	3	3	X					
Zehirli maddeler	6.1	X	X	X	2	X				
radioaktif malzemeler	7	2	2	2	2	2	X			
aşındırıcı maddeler	8	2	2	2	2	X	2	X		
Çeşitli tehlikeli maddeler ve nesneler	9	X	X	X	X	X	2	X	X	
Yalnızca toplu olarak tehlikeli maddeler (MHB)	MHB	X	X	X	X	X	2	X	X	X

DANGEROUS CARGO HANDLING
Meanings of Symbols

2	"Reserved":	
	In different holds when stacked below deck. Provided that an intermediate deck is resistant to fire and liquid, a vertical separation, i.e. in different compartments, can be considered equivalent to this separation.	
3	"Separated by a complete partition or separated from":	
	Either a vertical or horizontal separation. If the decks are not resistant to fire and liquid, then only a longitudinal separation, that is, the intervening of a full compartment, is acceptable.	
X	The distinction, if any, is indicated in the individual programs in the code.	
	Reference bulk material	
	Incompatible bulk material	
	Liquid and fire resistant deck	
NOTE: The vertical lines represent the transverse watertight compartments between the cargo compartments.		

DANGEROUS CARGO HANDLING**4.5.2. Hazardous cargo separation at shore facility (IMSBC)**

Differentiation between bulk materials containing chemical hazards and dangerous goods in packaged form

- Unless otherwise provided in this section or in individual programs, the distinction between Group B solid bulk cargoes and dangerous goods in packaged form shall be made according to the table below.
- For additional requirements regarding the stacking and separation of packaged dangerous goods, the IMSBC Code's Hazardous Substances List should be consulted.

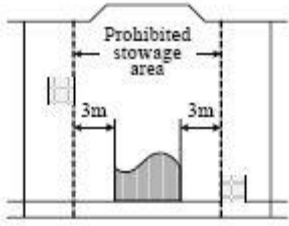

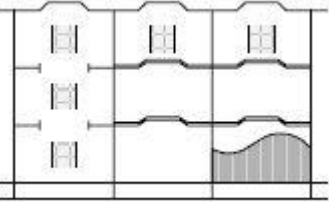
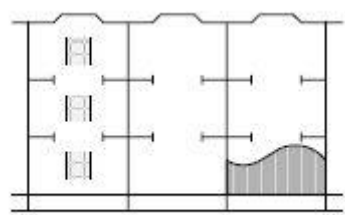
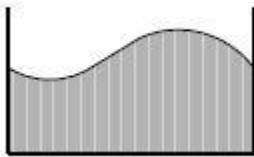


	Paketlenmiş formdaki tehlikeli mallar																	
Dökme yük (tehlikeli mal olarak sınıflandırılır)	sınıf/bölüm	1,1 1,2 1,5	1.3	1.4	2.1	2.2 2.3	3	4.1	4.2	4.3	5.1	5.2	6.1	6.2	7	8	9	
yanıcı katılar	4.1	4	3	2	2	2	2	X	1	X	1	2	X	3	2	1	X	
Kendiliğinden yanmaya yatkın maddeler	4.2	4	3	2	2	2	2	1	X	1	2	2	1	3	2	1	X	
Su ile temas ettiğinde yanıcı gazlar çıkaran maddeler	4.3	4	4	2	2	X	2	X	1	X	2	2	X	2	2	1	X	
Oksitleyici maddeler (ajanlar)	5.1	4	4	2	2	X	2	1	2	2	X	2	1	3	1	2	X	
Zehirli maddeler	6.1	2	2	X	X	X	X	X	1	X	1	1	X	1	X	X	X	
radioaktif malzemeler	7	2	2	2	2	2	2	2	2	2	1	2	X	3	X	2	X	
aşındırıcı maddeler	8	4	2	2	1	X	1	1	1	1	2	2	X	3	2	X	X	
Çeşitli tehlikeli maddeler ve nesneler	9	X	X	X	X	X	X	X	X	X	X	X	X	X	X	X	X	
Yalnızca toplu olarak tehlikeli maddeler (MHB)	MHB	X	X	X	X	X	X	X	X	X	X	X	X	3	X	X	X	

4.6. Separation distances and terms of dangerous goods in warehouse warehouses

The separation in the warehouse warehouses is as shown in Figure 4.9 and the table of meanings of the symbols is as follows.

DANGEROUS CARGO HANDLING

The figures relate to the following parsing terms:

1	"Away":	
	Effectively separated so that incompatible materials do not interact dangerously in the event of an accident, but can be transported in the same hold or bulkhead or on deck, provided a minimum horizontal separation of 3 meters is ensured, which is projected vertically.	
2	"Reserved":	
	In different holds when stacked below deck. Provided that an intermediate deck is resistant to fire and liquid, a vertical separation, i.e. in different compartments, can be considered equivalent to this separation.	
3	"Separated by a complete partition or separated from":	
	It implies a vertical or horizontal separation. If the decks are not resistant to fire and liquid, then only a longitudinal separation, that is, the intervening of a full compartment, is acceptable.	
4	"Separated longitudinally by a complete intervening partition or partition":	
	Vertical separation alone does not meet this requirement.	
X	The distinction is indicated, if any, in the Dangerous Goods List of the IMSBC Code or in the individual charts in this Code.	
	Reference bulk material	
	Packages containing non-compliant goods	
	Liquid and fire resistant deck	
NOTE:	The vertical lines represent the transverse watertight compartments between the cargo compartments.	

DANGEROUS CARGO HANDLING**5. HANDBOOK ON HAZARDOUS CARGOES HANDLED AT SHORE FACILITY**

Akçansa Port, which carries out dangerous cargo loading/unloading, handling and storage activities, in order to contribute to the safe fulfillment of these activities; Dangerous goods classes, packages, packages, labels, signs and packaging groups of dangerous goods, separation tables on the ship and port according to the classes of dangerous goods, separation distances of dangerous goods in warehouse storage, separation terms, dangerous goods documents, dangerous goods emergency response action diagram has been prepared and made available to the relevant persons.

DANGEROUS CARGO HANDLING**6. OPERATIONAL CONSIDERATIONS****6.1. Procedures for the safe berthing, mooring, loading/unloading, sheltering or anchoring of ships carrying dangerous goods day and night**

1. UZMAR Towage Pilotage provides services for the suitable, sheltered and safe docking of ships carrying dangerous goods during the day and at night.
2. Procedures for additional measures to be taken according to seasonal conditions for the unloading, evacuation and limbo operations of dangerous goods: Weather conditions are reported from Akçansa Çanakkale Port Facilities before air-related emergencies, and salting/cleaning activities are carried out on the floors where the cargo transport units carrying dangerous goods are transported, taking into account the daily weather reports.
3. Dangerous goods are stacked in the IMO area. There are health and safety signs in order not to smoke in the dangerous goods area and to keep flame sources that may cause sparks away from the site and not to enter the relevant area without the permission of the Port Facility Security Officer.
4. At Akçansa Port, the disinfection process inside the cargo transport unit is carried out by the agency that owns the cargo transport unit, and fumigation, gas measurement and gas purification processes are carried out in the port area.

Anchorage Location of Ships Carrying Dangerous Goods:

It will be handled within the scope of the Regulation on the Amendment of the Ports Regulation No. 28572 dated February 27, 2013.

ÇANAKKALE PORT AUTHORITY

The port administrative area of the ÇANAKKALE Port Authority is the sea and coastal area within the line formed by the following coordinates.

- a) 41° 02' 54" N – 028° 24' 00" E (Cape Güvercinlik)
- b) 40° 43' 30" N – 028° 24' 00" E
- c) 40° 43' 30" N – 028° 43' 24" E
- d) 40° 58' 18" N – 028° 43' 24" E (Cape Kefaldalyan)

ANCHORAGE POSITIONS

a) Anchorage area no. 1: The anchorage area of ships that do not carry dangerous cargo smaller than 1600 GT is Büyük Çekmece Bay, which is north of the line connecting the coordinates below. Ships; In accordance with their height and draft, they may not anchor in this anchorage area closer than 4 gominas from the shore.

- 1) 40° 59' 06" N – 028° 32' 32" D (Father's Nose)
- 2) 40° 57' 42" N – 028° 37' 18" E (Mill Nose)

b) Anchorage area no. 2: The anchorage area of military ships is the sea area

DANGEROUS CARGO HANDLING

formed by the following coordinates.

- 1) 40° 58' 00" N – 028° 32' 33" E
- 2) 40° 57' 06" N – 028° 32' 33" D
- 3) 40° 56' 45" N – 028° 34' 00" E
- 4) 40° 58' 00" N – 028° 34' 30" D

c) Anchorage area no. 3: The anchorage area of ships carrying dangerous goods, nuclear-powered military ships and ships to be quarantined and ships to be degassed is the sea area formed by the following coordinates.

- 1) 40° 57' 30" N – 028° 35' 30" D
- 2) 40° 56' 24" N – 028° 35' 30" D
- 3) 40° 55' 54" N – 028° 37' 30" D
- 4) 40° 57' 15" N – 028° 37' 30" D

ç) Mooring area no. 4: The anchorage area of ships that do not carry dangerous cargo of 1600 GT and above is the sea area formed by the following coordinates.

- 1) 40° 57' 15" N – 028° 37' 30" D
- 2) 40° 55' 54" N – 028° 37' 30" D
- 3) 40° 55' 18" N – 028° 40' 00" E
- 4) 40° 56' 30" N – 028° 40' 00" D
- 5) 40° 57' 24" N – 028° 39' 18" D

PICK-UP AND DROP-OFF PLACE FROM THE PILOT CAPTAIN

40° 56' 00" N – 028° 40' 39" D

Port berths where dangerous cargo will be handled:

Hazardous solid bulk cargoes are serviced under IMSBC at the shore facility. The piers of the facility designated for dangerous goods are piers 1, 4 and 5, and loading, unloading and handling services are provided in this area. Pilotage service is obtained from Uzmar for the safe mooring of ships carrying dangerous cargo at the pier.

DANGEROUS CARGO HANDLING**6.2. Procedures regarding the additional measures to be taken according to seasonal conditions for the loading and unloading of dangerous goods:**

Weather conditions are reported from Akçansa Çanakkale Port Facilities before air-related emergencies, and salting activities are carried out on the floors where cargo transport units carrying dangerous goods are transported, taking into account the daily weather reports, when necessary.

As a port operator, meteorological conditions are constantly monitored. In case of severe storm reports, operations employees, operators and on-duty personnel of vessels attached to the dock are informed.

The priority is to increase the ropes of the ship under all circumstances and to ensure that the ship's machinery is always ready for action as quickly as possible according to the severity of the coming storm.

When the wind reaches a severity that prevents the safe operation of the coastal cranes, the wind alarm of the crane is activated and the operation is stopped and the cranes are secured. In the event that the ship attached to the dock cuts the rope and starts to leave the dock before the operation stops or is in progress, the following processes are followed:

- If the loading or unloading of the ship is in progress and there is a crane in the hold connected to the spreader of the crane, the crane operator is informed by radio/telephone as soon as possible that the ship has left the dock.
- The operator advances the cabin of the crane in the direction of movement to coincide with the speed of movement of the ship, and at the same time begins to bend in the fastest and safest way inside the hold.
- After the cargo is removed from the ship, it is left at the nearest dock and the safety of the crane is ensured.
- Although the ship pilotage and tugboat organization has informed through the VHF call channel, the port operator is also requested to reach the location of the ship leaving the dock by making an emergency call by radio or telephone.
- Based on the decision of the captain of the ship, a new rope can be given to the dock and the ship is re-connected, or the existing ropes are also foreed and the ship is separated from the dock.
- In the event that the ship under operation leaves the dock for compulsory reasons before the operation is completed, both the Port Authority and the Customs Directorate are informed.

DANGEROUS CARGO HANDLING**6.3. Procedures for keeping flammable, combustible and explosive materials away from processes that create/may cause sparks, and not operating tools, equipment or tools that create/may cause sparks in dangerous goods handling, stacking and storage areas:**

In order to work safely with dangerous goods, the Procedure for Loading, Unloading and Transporting Dangerous Goods in the Port is available and presented to the employees.

Apart from this procedure; On-the-job trainings, Dangerous Goods Awareness and Duty-Oriented Trainings are carried out for employees from authorized organizations.

In addition, it is stated that in the stacking area where dangerous loads are stored, it is not necessary to be in the vicinity of the load area with flames, sparks or fire sources such as cigarettes. Necessary safety and health signs are kept in these areas.

DANGEROUS CARGO HANDLING**7. DOCUMENTATION, CONTROL AND REGISTRATION****7.1. What are all mandatory documents, information and documents related to dangerous goods, and the procedures for their supply and control by the relevant persons**

The documents to be kept at the port facility for dangerous goods handling are listed below:

1. IMSBC Code
2. The EmS Guide: Emergency Response Procedures for Ships Carrying Dangerous Goods, (with corrections)
3. Medical First Aid Guide for Use in Accidents Involving Dangerous Goods (MFAG), (with corrections)
4. Relevant laws, statutes, regulations, circulars, communiqués, directives and implementation instructions.

Possession or access to these documents will be provided as a book when updated as specified by the regulation or, as far as possible, with encrypted entries on the web.

7.2. Procedures for maintaining an up-to-date list of all hazardous materials and other relevant information at the shore facility site in a regular and complete manner.

With the port operation recording system used in the port facility, the lists of import and export cargoes that have entered the port are recorded as of the date of entry and exit. The report, which will be prepared regularly on a monthly basis, includes the regime (category) of the cargo, the appropriate transport name of the dangerous goods, the hazard class, the packing group and the UN number.

Information of dangerous goods at different times and in different locations is accessible.

➤ *Information on dangerous goods arriving by ship*

Before the ship arrives, the information about which dangerous goods are in total and in what tonnage is obtained with the evacuation manifest within the information received from the agency. Confirmation of this information and the holds on board the ship are obtained from the evacuation list and evacuation plan. In addition to the cargoes to be evacuated, the tonnage of the cargoes to be left on the ship in transit and in which warehouses they will remain are also included in the loading plan (general stowage plan).

➤ *Information on dangerous cargo that is unloaded and stored and/or stowed in the port area*

Site planning is carried out before evacuation for all hazardous materials. During the evacuation operation, solid bulk cargoes are weighed on the scale and taken to the previously

DANGEROUS CARGO HANDLING

planned site. Information about the amount of dangerous cargo in the field at any given time can be obtained by querying the port information system (oracle-based). The sites where they are located are determined within the framework of the pre-made field allocation.

When the cargoes whose evacuation has been completed and customs clearance has been obtained go out of the port area, the amount is deducted from the system.

7.3. Procedures for checking that dangerous goods arriving at the facility are properly identified, that the correct shipping names are used, that they are certified, packaged/packaged, labelled and declared, that they are safely loaded and transported in approved and compliant packaging, containers or cargo transport units, and that the results of the inspection are reported

The following notification rules apply to dangerous goods entering the port facility. When the cargoes arrive at the port, checks will be carried out at the checkpoints within the scope of Akçansa ÇANAKKALE Port operational procedures. Controls to be carried out regarding dangerous goods will cover all matters written within the framework of international and national conventions and regulations. It is imperative that those concerned are aware of these rules.

Before arriving at the port by land:

Dangerous cargoes will send a loading list to the shipping agency before entering Akçansa ÇANAKKALE Port Terminal. If there is any dangerous cargo in this list, its characteristics will be indicated. For this dangerous cargo, the operation planner will determine a suitable location for the load in the field and inform the other relevant operation units to unload the load at the determined location.

At the stage of entry to the port from the land:

When the driver arrives at the main gate of the terminal, he will stop at the Security stage and provide information about the dangerous cargo. The driver will then hand over his documents to the operations officer after entering through the terminal gate.

If it is a cargo subject to weighbridge operation, the operation of unloading the cargo to the site or loading it directly on the ship will be continued after entering the port scale.

For solid dangerous bulk cargoes, a physical check will be carried out on the basis of the information given in advance at the checkpoint to ensure that it is correctly placarded according to IMSBC rules, other IMSBC markings and, where mandatory, the UN Number.

Before arriving at the port by ship:

Before arriving at the port with the ship, the operations planner will determine the dangerous cargo based on the ship's loading plan. For solid hazardous bulk or packaged dangerous goods, the appropriate transport name, hazard class, packing group and UN number shall be defined.

Dangerous cargoes arriving at Akçansa ÇANAKKALE Port facility packaged other than

DANGEROUS CARGO HANDLING

bulk cargo are checked at the port entrance in accordance with the provisions of IMSBC and other strict dangerous bulk cargo procedures. Cargoes that are not properly packaged, marked and labeled are not allowed to enter the port.

DANGEROUS CARGO HANDLING**7.4. Procedures for the provision and possession of dangerous goods safety data sheet (SDS)**

In addition to the measures taken within the scope of the general hazard class at Akçansa ÇANAKKALE Port facilities, a Safety Data Sheet is requested from the cargo concerned regarding the dangerous cargo or dangerous goods or cargo with dangerous content coming to each port facility from the sea or land. It is a general standard that every cargo with dangerous content entering the port facility must have a Safety Data Sheet. The precautions specified in the Safety Data Sheet in case of storage, transportation and emergencies are taken immediately by Akçansa ÇANAKKALE Port authorities.

7.5. Procedures for keeping records and statistics of dangerous goods

As stated in Article 7.2, information on dangerous goods is kept regularly and statistical information is prepared and reported as requested by the competent authorities. Reports are stored in a soft environment so that they can be accessed at any time.

7.6. QUALITY MANAGEMENT INFORMATION

The coastal facility has a quality management system. Responsible for the shore facility of the QMS system has been appointed. Pınar Uysal Tüten has been appointed as the Quality Management System Officer.

DANGEROUS CARGO HANDLING**8. EMERGENCIES, EMERGENCY PREPAREDNESS and RESPONSE***FDK*

8.1. Procedures for responding to dangerous situations involving dangerous goods and dangerous loads involving life, property and dangerous goods that pose/may pose a risk to life, property and/or the environment

Loading/unloading, handling, transportation, relocation of dangerous goods are carried out with load transport units, tanks (portable tank/tank.) and packaged for services such as detection, inspection, sampling, internal filling/unloading.

Information about liquid bulk dangerous cargoes that are not covered by the Akçansa ÇANAKKALE Port operating permit is not included in the procedure.

8.1.1. Information about IMSBC Code

General information about the code is as follows.

- 1) General provisions
- 2) List of definitions
- 3) Classification
- 4) Physical – chemical properties of these products
- 5) List of classification of dangerous goods
- 6) Full List of Dangerous Goods, *including UN number of goods, proper shipping name, class/division, secondary risks, packing groups, etc.*
- 7) Provisions on limited and excluded quantities
- 8) The dangers they present
- 9) Labeling and signage system that is easy to understand and allows the identification of possible hazards of products
- 10) Recommendations for stowage on board
- 11) Separation tables
- 12) Product or item United Nations Identification Number (UN Number)
- 13) Documents that must accompany the goods
- 14) Rules for preventing marine pollution
- 15) Provisions relating to packaging/.s and tanks
- 16) Procedures for the shipment of dangerous goods, labeling, signage and documents required for transportation
- 17) Provisions relating to transport, stacking and sorting operations
- 18) Special provisions, fire precautions and transport of waste in case of accidents
- 19) Other

It also contains the following supplement (annex-3).

- 1) Emergency response, fire and spill procedures
- 2) Medical first aid guide
- 3) Notification procedure in the event of an accident with dangerous goods
- 4) Stacking in transport units
- 5) Risk-free use of pesticides
- 6) INF Code (International Code for the Safe Transport of Irradiated Nuclear Fuel, Plutonium and Senior Radioactive Wastes Packaged on Ships)

DANGEROUS CARGO HANDLING**8.1.2. Load characteristics**

Cargoes included in the IMSBC Dangerous Goods List are filled and packaged in solid, liquid and gaseous cargo transport units.

It should be considered that there may be significant changes in the load if the temperature of the load itself **and** the pressure **to which it is subjected** change. For example, spontaneously reactive substances and organic peroxides tend to undergo strong exothermic degradation without the participation of oxygen (air) and their temperature is not constant. The same is true for the critical temperature at which the substance cannot remain in a liquid state when exceeded.

In addition to temperature and pressure changes, diluting the main substance of the load or turning it into a solution to obtain another product with the main substance can also cause changes in the load. The example of ammonia will be quite illustrative for the rule.

While 1005 AMMONIA has class 2.3 toxic gases and side hazard class 8 corrosive properties in the anhydrous state, Flour 1043 FERTILIZER obtained by using an ammoniacizing solution with free ammonia is assigned to class 2.2 as dissolved gases, non-toxic and non-flammable. Again, ammonia solutions not exceeding 50% are assigned to Un 2073 and are subject to the classification of non-flammable and non-toxic as dissolved gases. The example of ammonia is very important for the understanding of this paragraph. When Flour 1005 AMMONIAC is diluted with water and is in the form of more than 10% and less than 35% solution, it ceases to be class 2 and is considered as Flour 2672 class 8 abrasives.

Reaction rates for chemicals should be defined as changes under varying conditions at a given time. Chemical reaction rates;

- 1) The concentration of the chemical substance at a given moment
- 2) Temperature/pre-assurance exposure
- 3) Exposure time
- 4) Quantity (kilograms or liters)

The consequences of a chemical reaction due to improper handling of dangerous goods can cause the following.

- 1) Fire
- 2) Explosion
- 3) Loss
- 4) Injury
- 5) Death
- 6) Contamination
- 7) Marine life degradation
- 8) Radioactive

8.1.3. Risks of dangerous goods classes

According to their characteristics, dangerous goods are classified as follows.

- 1) **Petroleum by-products** – fire and explosion are the main risks. Such as diesel fuel, benzene, liquefied petroleum gas and other fuels.
- 2) **Chemical products** – (Industrial, pharmaceutical and agricultural) are produced and loaded as final products for consumption or as by-products for industrial use. The latter is most of the dangerous goods that are transported, and if not handled properly, it can cause great harm to people, transport units, and the environment.

DANGEROUS CARGO HANDLING

- 3) **Minerals** – such as coal, sulfur, mineral concentrates, and other metals or asbestos that can cause different diseases, injuries, poisonings, or fires.
- 4) **Products of animal or vegetable origin** - as pressed cakes from fish meal, oilseeds and cotton, can cause spontaneous combustion, fire or explosions
- 5) **Radioactive materials** – used for a variety of industrial and medical processes, as well as military applications that can cause immediate harm in high doses or cause cancer and other diseases if exposed to humans for a long time, even in small doses.
- 6) Most substances from Class 1 to Class 9 are considered marine pollutants. A marine pollutant is defined as "any substance that will degrade aquatic organisms."

8.1.4. Working with load carriers and tanks

- 1) Portable tanks containing dangerous goods must have a plate with markings in accordance with the following IMSBC Code provisions. These;
 - 6.7.2.20 (tanks used for all classes except class 2)
 - 6.7.3.16 (tanks used for liquefied gases and chemicals under pressure without refrigeration – T50 tanks)
 - 6.7.4.15 (tanks used for refrigerated liquefied gases – T75 tanks)
 - 6.7.5.13 (tanks used for multi-element gases)
- 2) SOC load carriers must have CSC safety approval on them.
- 3) Periodic inspections of load handling units and tanks should be checked.
- 4) The freight transport units must have a plate, the appropriate shipping name if written, and a UN number if required.

The use of load-bearing unit lifting equipment and accessories, twist lock operations, tying at height operations should be kept in good repair. It should be ensured that the defects of the repaired load transport units are corrected.

8.1.5. Things to consider and do when working with dangerous loads**8.1.5.1. Class 2 – Gases****THINGS TO CONSIDER**

- 1) All of them are asphyxanthi, especially and can also cause ice bites.
- 2) All gases except Class 2.3 toxic gases have pressure relief valves.
- 3) 2.3 Contact of toxic gases with the skin or inhalation of their mists may have a lethal, toxic or harmful effect. (Group measurements are given in Table 1.10).
- 4) Gases are usually heavier than air and accumulate on the ground. Methane and Hydrogen are lighter than air.
- 5) Gases can be collected in sewage, building basements or hollow areas, while light gases can be collected on the upper floors of buildings.
- 6) Tanks and tubes may explode as a result of heat or fire.

DOS

- 1) In the event of large-scale spills and leaks, such as a storage tank or tanker truck, the isolation distance (2.1 meters for 800 flammable gases, 100 meters for other classes) should be isolated.
- 2) Entry into the area should be prohibited by applying evacuation in the area within the border.
- 3) The Closed Circuit Clean Air Inhaler and personal protective equipment must be fully equipped.
- 4) Before entering the area, its closed areas should be ventilated.
- 5) When the risk of spillage, scattering, leakage or fire in the box is evaluated, the necessity of ventilation should be checked before the intervention and the appropriate time for ventilation should be waited without intervention. For example, 6.1 when toxic substances are found to be leaking in their packaging before . After opening the covers and ventilating the load for the

DANGEROUS CARGO HANDLING

appropriate time according to the hazard group, it should be intervened.

- 6) In cases where it is safe to stop the leak, this option should be implemented quickly. If the packaging lids and valves are sufficient for this, the lids and valves should be closed immediately.
- 7) Ignition sources must be turned off before the intervention.
- 8) When gases come out of their container into the atmospheric environment, they can increase 250-300 times as they pass from liquid form to gaseous form. The isolated area must be kept safe until the gases dissipate.

8.1.5.2. Class 3 – Flammable Liquids

THINGS TO CONSIDER

- 1) If there is a safety data sheet for the load, the flash point should be determined from Part 9.
- 2) Regardless of the flash point, those with a boiling point of 35 °C and below are extremely flammable liquids and vapors that are assigned to the H224 hazard statement.
- 3) Those with a flash point below 23 °C are highly flammable liquids and vapors that are assigned to the H225 hazard statement.
- 4) Those with a flash point between 23 °C and 60 °C and a boiling point above 35 °C are flammable liquid vapors assigned to the H226 hazard statement.
- 5) Some of them are carcinogenic.
- 6) H350 hazard statement can lead to cancer.
- 7) H351 is suspected of causing cancer.
- 8) H350i harm expression can cause cancer by inhalation.
- 9) Statements of health hazards should be checked against part 2 of the safety data sheets.
- 10) Vapours of flammable liquids (PN<36) with a low flash point can be ignited by static electricity or an ignition source.
- 11) The tank may explode as its internal pressure will increase as a result of heat or fire.
- 12) Steam explosions can occur indoors, in open places, or in sewers.
- 13) Discharge can cause contamination.
- 14) Foam should be applied to prevent steam.

DOS

- 1) Loads with H226 hazard expression When some loads encounter a flame source, immediate combustion does not occur. Such as, for example, diesel fuel. When such load is mixed with loads with the hazard designation H 224 or H225, the flash points and initial boiling points may change and combustion may occur.
- 2) Static electricity should be combated for all loads with flammable harmful expressions.
- 3) Box . or interventions to load carrying units such as IBC tanks should be considered as small-scale spills, leaks and the area should be isolated. Personnel trained in the use of portable fire extinguishers can intervene before the fire grows.
- 4) Load carrying units with an average of 20-30 tons of actual load, such as portable tanks, should be considered as large-scale spills and leaks, and their entry into the area should be prohibited by unloading in areas within the limits of the isolation distance. In such fires, the behemehal fire brigade should be notified and any other flammable objects in the vicinity should be removed from the area.
- 5) The personnel who will intervene must discharge the static electricity on them.
- 6) Closed Circuit Clean Air Inhaler and personal protective equipment should be used for intervention.
- 7) Before interfering with the load carrying units, the covers should be opened and ventilation should be ensured.
- 8) In cases where it is safe to stop the leak, this option should be implemented quickly. If the packaging lids and valves are sufficient for this, the lids and valves should be closed immediately.
- 9) Ignition sources must be turned off before the intervention.

8.1.5.3. Class 4 Loads

DANGEROUS CARGO HANDLING

Loads belonging to this class should be evaluated separately as 4.1, 4.2 and 4.3.

- 1) 4.1 loads; It consists of flammable solids, self-reactive substances, polymerizing agents and susceptibility reduced solid explosives.
- 2) 4.2 loads; It consists of substances that are prone to spontaneous combustion and
- 3) 4.3 loads; They are substances that emit flammable gases when they come into contact with water. When clauses 4.3 have a side hazard (e.g. 4.3 + 6.1) or are itself a side hazard of another class (8 + 4.3), they are generally considered to be highly dangerous substances and should be approached with caution. If there is a collateral hazard or collateral hazard, the precautions of the main hazard should be considered. For example, while Un 2011 MAGNESIUM PHOSPHIDE is a class 4.3 substance, it is also a 6.1 toxic substance with a side hazard and the dangers that may occur with inhalation should be taken into consideration.

THINGS TO CONSIDER

- 1) The charge can be burned by heat and sparks, or by air.
- 2) It can react violently with water. Class 4.3 clauses should not be interfered with.
- 3) Attention should be paid to the side hazards. It should be considered that toxic gases may occur. The group dimensions in Table 1.10 should be taken into account.
- 4) Discharge can cause contamination.

DOS

- 1) Closed Circuit Clean Air Inhaler and personal protective equipment should be used for intervention.
- 2) The danger area should be isolated and entry should be prohibited.
- 3) Position should be taken in the opposite direction of the wind and stay away from low areas.
- 4) Water should be prevented from entering the containers.
- 5) Water or foam should not be used against class 4.3 loads as intervention equipment.
- 6) For magnesium, dry sand should be used.
- 7) In confined spaces or if the fire cannot be extinguished, it should be moved away from the area and left to burn.

8.1.5.4. Class 5 Loads

The charges belonging to this class are 5.1 oxidizing agents and 5.2 organic peroxides

THINGS TO CONSIDER

- 1) Liquid oxygen can explode in contact with hydrocarbons such as asphalt, oils, fuels.
- 2) Although they themselves are not flammable, they increase combustion and explosions.
- 3) Oral, dermal and its mists have toxic and harmful effects if inhaled.
- 4) Contact with eyes and skin can cause burning.
- 5) The runoff can cause water contamination.
- 6) These substances can ignite other flammable materials.
- 7) Their reaction with fuels is severe.
- 8) It can produce toxic fumes. The group dimensions in Table 1.10 should be taken into account.

DOS

- 1) The danger area should be isolated and entry should be prohibited.
- 2) Position should be taken in the opposite direction of the wind and stay away from low areas for heavier than air substances.
- 3) Before interfering with the load carrying units, the covers should be opened and ventilation should be ensured.
- 4) Closed Circuit Clean Air Inhaler and personal protective equipment should be used for intervention.
- 5) Flammable substances should be kept away from spilled, leaking or scattered materials.
- 6) Loads in the danger zone should not be touched or walked on.
- 7) A pit should be created to collect the scattered liquid for later disposal.

DANGEROUS CARGO HANDLING

- 8) Water should be prevented from entering the containers.

8.1.5.5. Class 6.1 Toxic Substances

THINGS TO CONSIDER

- 1) Poisons can be in liquid, gaseous or solid form. (Extensive information on gases is given under the heading of class 2).
- 2) If ingested or in contact with the skin, these types of substances may have lethal, toxic or harmful effects.
- 3) Their containers can be very diverse, from paper bags to large tanks.
- 4) Section 13 of the safety data sheet should be reviewed and attention should be paid to the LD50 oral and dermal toxicity data and LC50 toxicity data by inhalation of powders and mists.
- 5) The table below is the measurements of the group through oral, dermal and mist inhalation with powders.

Oral toxicity LD50 (mg/kg)	Hazard Statement		Dermal toxicity LD50 (mg/kg)	Hazard Statement		Toxicity by inhalation of dusts and mists LC50 (mg/l)	Hazard Statement	
≤ 5.0	H300	Lethal if swallowed	≤ 50	H310	It is lethal in contact with the skin	≤ 0.2	H330	It is lethal if inhaled
>5.0 and ≤ 50	H301	Toxic if swallowed	50> and 200≤	H311	Toxic in contact with skin	>0.2 and ≤ 2	H331	Toxic if inhaled
50> and 300≤	H302	Harmful if swallowed	>200 and ≤ 1000	H312	Harmful in contact with skin	>2.0 and ≤ 4.0	H332	Harmful if inhaled

Table 1.10. Toxic substances, gases group sizes

DOS

- 1) The danger area should be isolated and entry should be prohibited.
- 2) Stand downwind.
- 3) Stay away from low-lying areas.
- 4) Closed Circuit Clean Air Inhaler and personal protective equipment should be used for intervention. Without a half face mask and google type goggles or a full face mask, loads with H330 and H331 hazard statements should not be interfered with.
- 5) Boots, gloves, overalls, face masks and goggles must be used for cargo with H310, H311 and H312 hazard statements.
- 6) An attempt should be made to extinguish the fire from a safe distance.
- 7) Water used in fire extinguishing should be collected for disposal.
- 8) If the fire cannot be intervened in the first 3 minutes or cannot be extinguished even though it is done, it should be considered as a big fire and the fire brigade should be informed and withdrawn and the load carrying unit or loads should be left to burn.
- 9) Intervention in the danger zone: A position should be taken in the direction of the wind immediately, constantly observing the direction changes of the wind.

8.1.5.6. Class 8 Corrosive Substances

THINGS TO CONSIDER

- 1) A significant majority of cargoes belonging to this class are diluted in water.
- 2) Water can be used if the side hazard of these water-soluble substances is not class 4.3.
- 3) A water curtain should be used to lower clouds of vapor in the air.
- 4) The flow must be stopped, it can cause water pollution.
- 5) When neutralization is used in the container, it is not recommended as it can turn into heat and pressure.

DANGEROUS CARGO HANDLING

- 6) Contact with eyes and skin can cause burning and permanent damage.
- 7) Inhalation of fumes can be harmful and toxic.
- 8) Some of these substances can ignite other flammable materials (wood, paper, oil).
- 9) Although they are of the same class, loads with alkaline and acid properties must be separated from each other. For this, the pH values should be examined in Section 9 of the safety data sheet. Strong acids (below pH 3) and strong alkalis (above pH 11) should be prevented from coming into contact with each other in case of spillage, scattering or leakage.

DOS

- 1) The danger area should be isolated and entry should be prohibited.
- 2) Closed Circuit Clean Air Inhaler and personal protective equipment should be used for intervention.
- 3) Loads in the danger zone should not be touched or walked on.
- 4) If it can be done safely, the leak should be stopped.
- 5) For subsequent disposal, the well must be drilled at a distant point of the liquid scattering.
- 6) Response personnel should wear protective clothing.

*8.1.5.7. Class 9 Miscellaneous Dangerous Goods and Articles**THINGS TO CONSIDER*

- 1) Some of the charges belonging to this class are combustible, but they do not ignite easily.
- 2) When containers heat up, they may explode.
- 3) Some of them can be carried hot.
- 4) Inhalation of the substance can be harmful.
- 5) Contact with the substance can burn the skin and eyes.
- 6) Inhaling asbestos dust can cause damage to the lungs.
- 7) Fire may produce irritants and/or toxic gases.

DOS

- 8) The danger area should be isolated and entry should be prohibited.
- 9) Closed Circuit Clean Air Inhaler and personal protective equipment should be used for intervention.
- 10) Liquid leaks should be collected with sand or other absorbent.
- 11) Loads in the danger zone should not be touched or walked on.

8.1.6. Things to consider and do when working with dangerous loads

The risk assessment must comply with the OCCUPATIONAL HEALTH AND SAFETY RISK ASSESSMENT REGULATION. The analysis should cover not only employees, but also non-permanent employees, crew of ships, visitors who will be affected by the activity. Collective protection measures should be taken into account before individual protection.

Risk assessments should be updated at the intervals specified in the aforementioned regulation and immediately after any incident or when there are significant changes in operations. Many accidents and losses can be prevented by appropriate and adequate assessment of the risks arising from the work and by adopting appropriate control methods.

The risk assessment should record the significant hazards and risks of the operation along with the relevant control measures. Risk assessments in port operations should take into account changes such as tidal changes, weather, trim, cargo list, cargo/cargo and ship dynamics.

DANGEROUS CARGO HANDLING**8.2. Information on the facility's capabilities, capabilities and capacity to respond to emergencies.****8.2.1. Shore facility emergencies**

Accordingly, coastal facility emergencies are as follows;

- 1) Fire
- 2) Explosion
- 3) Hazardous chemical emission
- 4) Natural disasters
- 5) Incidents and accidents requiring first aid and evacuation
- 6) Food poisoning and
- 7) It is in the form of sabotage.

The spread of hazardous chemicals, which is the subject of the dangerous goods handling guide, will be discussed.

8.2.2. Contingency plan

The objectives of the coastal facility hazardous cargo contingency plan are as follows.

- 1) Always be ready for emergencies related to dangerous goods,
- 2) Rapid and effective isolation of emergencies caused by dangerous goods,
- 3) Managing the dangerous situation until the emergency of fire, fire brigade, AFAD, health and law enforcement forces to the coastal facility is under control,
- 4) Assisting incoming emergency service teams by providing information and equipment support,
- 5) Protection of all employees and bystanders from the effects of the emergency

8.2.3. Emergency management

The management system for emergencies arising from dangerous goods is a tool used to solve them within the framework of a continuous improvement approach by addressing them systematically in accordance with the general strategies of the coastal facility and should follow the following processes. These;

- 1) Prevention: Taking regulatory physical and operational measures to prevent emergencies caused by dangerous goods and to minimize their effects,
- 2) Preparation: Mobilization of regulations and resources to prevent emergencies caused by dangerous cargoes,
- 3) Intervention: Physical and operational activities carried out to minimize the effects of an emergency caused by dangerous goods after they occur,
- 4) Refurbishment: Replacing the section(s) of the coastal facility affected by dangerous cargo as soon as possible and making arrangements for those exposed to recover from this situation as quickly as possible.

8.2.4. Shore facility actual emergencies

The following emergencies are possible in the coastal facility in cases of detection, inspection, sampling, loading/unloading and all kinds of handling, parking, parking, withdrawal of vehicles from the park.

- 1) Accident involvement of cargo transport units containing dangerous goods
- 2) Accidents that may occur during detection, inspection or sampling processes
- 3) Possibility of fire
- 4) Possibility of spillage, scattering and leakage of chemicals

DANGEROUS CARGO HANDLING

- 5) First aid
- 6) Events that will require evacuation
- 7) Determination of areas to be isolated
- 8) Possibility of sabotage

8.2.5. Preventive measures**8.2.5.1. Fire precautions***Preventive measures*

- 1) Periodic inspections of electrical installations are carried out. There are competent personnel to intervene in case of possible malfunctions.
- 2) There are controlled restricted areas where smoking is allowed.
- 3) Periodic inspections of gas cylinders used in the workshop are checked.
- 4) There is a lightning rod and periodic inspections are complete.
- 5) Electronic devices are unplugged when not in use and are not left unchecked.
- 6) Periodic inspections of boilers are carried out.
- 7) Entrances to the boiler room are limited and unauthorized personnel are not entered.
- 8) The signs and labels of the chemicals that the coastal facility takes to the port for their own use are checked. Information about the content of any chemical packaging can be easily obtained from the signs and labels on the packaging.
- 9) Chemical wastes also have a storage area and are landfilled.

Restrictive measures

- 1) There is a firefighting team.
- 2) The training of the members of the firefighting team is complete and is being renewed.
- 3) Fire drills are held periodically.
- 4) There are emergency exit doors and exit/exit warning signs for quick evacuation in case of fire.
- 5) Fire extinguishing equipment is within immediate reach of the shore facility.
- 6) Fire extinguishing equipment is checked regularly.
- 7) Emergency valves are such that they are closed quickly to cut off the natural gas flow.

8.2.5.1.1. Ability and capacity of the shore facility to respond to the fire

- 1) Automatically activated fire pumps
- 2) 5 water cannon towers
- 3) 32 fire cabinets
- 4) 8 fire hydrants
- 5) 8 fire hose nozzles
- 6) 19 fire extinguishers

8.2.5.2. Precautions for explosion*Preventive measures*

- 1) The coastal facility does not have an explosion protection document.
- 2) The lighting poles at the shore facility are over 20 meters high.
- 3) Safety data sheets of the chemicals used are in easily accessible places.
- 4) Presence of mechanical and natural ventilation.

DANGEROUS CARGO HANDLING*Restrictive measures*

- 1) Evacuation plans, which also show emergency exits and portable fire extinguishers, are posted in visible locations of the shore facility.
- 2) Fire extinguishing equipment is within immediate reach of the shore facility.
- 3) Fire extinguishing equipment is checked regularly.
- 4) Emergency valves are such that they are closed quickly to cut off the natural gas flow.

8.2.5.3. Measures for natural disasters

Restrictive and preventive measures are taken against the possibility that dangerous cargoes may cause dangerous situations as a result of natural disasters such as earthquakes, excessive rainfall, storms (over approximately 60 km/h), heavy snowfall in the coastal facility.

Preventive measures

- 1) Maintenance and controls of rainwater channels around dangerous cargo stacking areas are carried out regularly.
- 2) The gate entrance of the coastal facility is blocked against heavy rains and the flood is prevented.
- 3) Snow fighting equipment is used to keep the roads open against excessive snowfall.
- 4) Empty in storms . Access to the fields is restricted.
- 5) In cases where the wind reaches 24 knots by means of the wind gauges on the cranes, the work is stopped with automatic circuit breakers.
- 6) The shore facility has a "Ship Emergency Abandonment Plan" and details about the ships are included in this plan.

Restrictive measures

- 1) Ground reinforcement is carried out in case of deterioration of landforms that may occur on the ground during an earthquake of dangerous loads.
- 2) Dangerous goods handling equipment is securely positioned against tipping over.
- 3) Loads containing dangerous goods are prevented from being stacked near the building.
- 4) A search, rescue and evacuation team has been formed.
- 5) Training is provided to the teams.
- 6) Drills are held at regular intervals.

*8.2.5.4. Measures for sabotage**Preventive measures*

- 1) Entrances to the stacking area, warehouse and IMSBC area are controlled.
- 2) Dangerous cargo areas are constantly monitored by security cameras.
- 3) Entrances to areas where flammable and combustible materials are stored for coastal facility needs are limited and unauthorized personnel are prevented from entering.
- 4) A record of vehicle drivers entering the port is kept.

Restrictive measures

- 1) The first thing to do in the detection of sabotage in dangerous cargo areas is to inform the law enforcement officers.
- 2) Emergency sirens should sound.
- 3) Evacuation plans showing emergency exits should be in visible places in workplaces.

DANGEROUS CARGO HANDLING**8.2.5.5. Precautions for dangerous goods***Preventive measures*

- 1) Whichever is possible for chemical spreads that may occur from load carrying units containing dangerous goods; valves must be closed, cargo lids must be closed, packaging must be closed.
- 2) Loads are stacked according to the separation provisions of MSC.1/Circ.1216.
- 3) There is natural ventilation for the cargo in the hold.
- 4) Unauthorized persons are restricted from entering the warehouse, IMSBC area and stacking area.

Restrictive measures

- 1) Personnel and cargo interests who provide services such as detection, inspection and sampling use personal protective equipment suitable for their work.
- 2) Personnel are trained in the use of appropriate personal protective equipment according to the hazard class.
- 3) In case of fire caused by dangerous loads, those working in the field are capable of using portable fire extinguishers.
- 4) There is an evacuation plan in order to evacuate quickly against possible chemical spread and leakage.
- 5) Evacuation plans are posted in visible locations at the shore facility.

8.3. Regulations on the first response to accidents involving dangerous goods

(Methods of first intervention, first aid possibilities and capabilities, etc.).

Emergency response methods to be applied such as warning, search, rescue, evacuation, communication, first aid, fire fighting in case of emergencies caused by dangerous goods in the coastal facility; fire, explosion, natural disasters and sabotage.

When an emergency occurs due to dangerous loads, the negativities that may be encountered during the intervention are as follows.

- 1) Difficult fighting conditions; inability to intervene closely, transportation difficulties, weather conditions, high risk of freight transport units.
- 2) Emotional and psychological negativities; The fact that there is a time constraint in responding to the dangerous situation that arises as a result of emergencies caused by dangerous cargoes, being dead or injured, the deep responsibility felt to help.
- 3) Physical fatigue; Heavy work for intervention, exhaustion as a result of long intervention periods.

8.3.1. Emergency response for fire

- 1) At a height of 0.90-1.60 meters from the ground and every 120 meters, there is a fire alarm button and an emergency warning sign.
- 2) When a fire is detected, information such as the class, sub-class, side hazard, if any, packaging group, Flour number, full shipment name of the dangerous cargo will be determined and reported to the fire brigade by calling 110.
- 3) In case of fires caused by dangerous cargo, the fire brigade will come to the coastal facility and make maximum use of the existing facilities of the facility until the time it takes for intervention.
- 4) When there is a fire caused by dangerous goods in the warehouse, openings such as doors and windows that are kept open for ventilation will be closed to prevent the fire from growing.
- 5) Emergency response teams will take the necessary actions for the evacuation of other employees and provide guidance for efficient use of the emergency exit.

DANGEROUS CARGO HANDLING**8.3.2. Emergency response for explosion**

- 1) To the superior who quickly detects the explosion caused by dangerous loads; It should provide the area where the explosion occurred, the mark, label and orange plate information on the load carrying unit caused by the explosion, if any.
- 2) After noticing an explosion, the nearest emergency button should be pressed.
- 3) The fire brigade and other emergency services should be called and informed about the explosion and the injured, if any.
- 4) In accordance with the instructions of the emergency teams, you should leave the emergency exit and go to the emergency assembly area. It should be included in the census to be made here.
- 5) The personnel determined from the emergency teams should cut off the natural gas and electricity of the workplace. It should act by checking whether explosive chemicals pose a danger.
- 6) The firefighting team must begin extinguishing operations with emergency equipment to prevent the fire from breaking out or growing after the explosion.
- 7) The search and rescue and evacuation team must ensure that the employees are evacuated from the area where the explosion occurred and the entire workplace and reach a safe place. After helping the non-injured to find a safe place, the injured should start the search and rescue operations within the framework of the training they have received.
- 8) The first aid team should provide first aid to the wounded.
- 9) Officials should be informed about the explosion. Contributions should be made to the reports prepared afterwards.

8.3.3. Emergency response for natural disasters

AFAD resources can be used when dangerous cargoes are exposed to natural disasters such as earthquakes, excessive rainfall, storms (over approximately 60 km/h), and heavy snowfall in the coastal facility. Accordingly;

- 1) Everyone should be notified with the emergency button. If this is not possible, bystanders should be warned audibly.
- 2) Depending on the type of disaster, those who are in a closed area should prefer columns, beams, high places as the nearest first protection zone. Those who are in the open area should remain in the protection zone.
- 3) The evacuation process should be started immediately and safe places should be visited.
- 4) If there is an injured person, first aid teams should intervene.
- 5) The valves should be checked for leaks.
- 6) Natural gas and electricity installations should be turned off.

8.3.4. Emergency response requiring first aid and evacuation

- 1) First aid teams should be informed quickly for situations that require first aid and evacuation caused by dangerous loads.
- 2) First aid team members must respond to the injured and pass on information to higher superiors.
- 3) If necessary, an ambulance should be used and even support should be called from 112.
- 4) The directions of the workplace physician and occupational safety specialist should be followed.

DANGEROUS CARGO HANDLING**8.3.5. Emergency response in cases of sabotage**

As soon as sabotage occurs in dangerous cargo storage areas, the superior must be informed immediately.

- 1) Suspicious package detection
- 2) Suspicious person detection
- 3) Action or demonstration in hazardous cargo areas (transport vehicle drivers or employees should also be considered).
- 4) Security guards should be notified.
- 5) Emergency services should be informed.
- 6) A safe area should be chosen and the position should be maintained.
- 7) You should not be a spectator to the suspicious situation.
- 8) Relevant emergency response procedures such as fire and explosion should be followed.

8.4. Notifications to be made on-site and off-site in case of emergency.

The coastal facility "EMERGENCY PLAN" is being implemented.

8.5. Procedures for reporting accidents

According to Article 11-(1) l of the Regulation on the Transport of Dangerous Goods by Sea and Loading Safety Responsibilities *of the Coastal Facility Operator*; Accidents related to dangerous cargo, including accidents at the entrance to confined spaces, should be reported to the port authority.

During the transportation of dangerous goods by sea or their handling and/or storage in coastal facilities; An incident or chain of events that have harmful consequences such as death, injury, property damage and environmental pollution, originated by hazardous substances or involving dangerous substances is defined as a directive accident. Accordingly, when there is an undesirable accident in the coastal facility, the following accident notification form will be filled out and submitted to the port authority.

In the Directive, it is not included in the accident notification form as it is considered as an event or series of events other than an accident that occurs in connection with the event, operation and activities and endangers the safety of people or other persons and the environment, which may be dangerous if not corrected, but the form can be used in both accident and incident reporting.

DANGEROUS CARGO HANDLING

ACCIDENT REPORT FORM

S.No	Subject of notification	Explanation
1	At the time of the accident,	
2	If the accident is known, how it occurred and the cause,	
3	The place where the accident occurred (shore facility and/or vessel), its location and area of impact,	
4	Information of the ship involved in the accident, if any, (name, flag, IMO number, shipowner, operator, cargo and quantity, name of the captain and similar information),	
5	Meteorological conditions,	
6	The UN number of the dangerous goods, the appropriate transport name (which will be based on the legislation specified in the definition of the dangerous goods) and the quantity,	
7	The hazard class of the dangerous substance or the sub-hazard section, if any,	
8	Packaging group, if any, of the dangerous substance,	
9	Additional risks of the hazardous substance, such as marine pollutants, if any,	
10	Details of the mark and label of the dangerous goods,	
11	The packaging in which the dangerous goods are transported, if any, the load transport unit and the .in characteristics and number,	
12	The manufacturer, sender, carrier and recipient of the dangerous goods,	
13	The extent of the damage/pollution that has occurred,	
14	The number of wounded, dead and missing, if any,	
15	Emergency response practices by the shore facility for the accident.	

DANGEROUS CARGO HANDLING**8.6. Method of coordination, support and cooperation with official authorities**

All accidents related to Dangerous Goods will first be coordinated with the Regional Port Authority. With the information of the Regional Port Authority, support and cooperation will be provided with the aid units of the Hospital, Fire Brigade, AFAD and neighboring facilities. Çanakkale Regional Port Authority : +90(286)212-9878

In the event of a possible explosion, fire or signs of emergency in the adjacent facility;

- 1) First of all, precautions will be increased at the facility,
- 2) Teams will be prepared to assist the neighboring facility,

Considering the urgency of the situation and the extent of the danger, when it is assessed that there is no opportunity or time to ask for help, aid and support teams will be assigned to intervene in the incident.

By evaluating the class, quantity and hazard risk of the dangerous cargo area and the cargoes in the field, preparations will be made for measures such as evacuation and dilution of the cargoes, and if there is a ship at the interface, the removal of the ship to the anchorage.

Providing support for measures outside the shore facility

In order to provide support for the measures taken outside the coastal facility in case of emergency, the facility communication coordinator will be contacted for support from the Hospital, Fire Brigade, AFAD and neighboring facilities.

8.6.1. Emergency phone calls

Fire Brigade (Fire notification)	110
Akçansa Çanakkale fire brigade	
Ambulance	
Policeman	
Gendarmerie	
ISKI	185
Electricity UEDAŞ	186
HOSPITAL (Ezine State Hospital)	0(286)618-2892
Provincial Disaster and Emergency Directorate (AFAD)	0(286)217-1764
Shore facility manager: Alper Fatih İslı	0(286)295-2500
Poison Advisory	114

8.7. Emergency evacuation plan for the removal of ships and marine vessels from the shore facility in case of emergency.

The coastal facility "SHIP EMERGENCY EVACUATION PLAN" is being implemented.

8.8. Procedures for the handling and disposal of damaged dangerous goods and wastes contaminated with hazardous cargo

When the load carrying units containing such loads are ready for services such as detection, inspection or sampling with the discharge of the leak caused by the damaged packaging into the pool, they are cleaned before the process and service is provided after the laying process.

When the danger of leaking packages is minimized, the damaged cargo transport units that fulfill the port exit procedures are taken out of the facility by taking the necessary precautions for the environment, or the service is provided after the necessary precautions are taken for the provision of

DANGEROUS CARGO HANDLING

service.

In addition, there is a portable leakage pool with a capacity of 2 tons for damaged packages that do not cause any damage to the load carrying unit, but are only caused by the damage of the packaging itself and have the risk of contamination of other packages. It is used for packaging load damage that may occur during detection, inspection or sampling processes, and service is provided after the necessary minutes are prepared after the leak is finished and the package is cleaned.

Wastes remaining from the cleaning of load transport units containing damaged dangerous goods are considered as hazardous waste. These wastes are classified according to the hazard class of the cargo. Classification for hazardous wastes belonging to different hazardous classes that do not react with each other is made according to the provisions of the IMSBC Code hazard priorities. This application also applies to sorbent material or sample container wastes that may occur after sampling dangerous goods.

Cargo transport units containing explosives shall not be loaded on board. When such cargoes are detected before the entrance of the facility, they will not be accepted to the shore facility, and when they are detected at the facility, they will be notified to the port authority without delay and removed from the facility.

When there is any damage to the packages or the cargo transport unit during the handling of cargo transport units containing explosives, the operation is stopped immediately and the port authority is notified. If it is possible to replace the packages for the damaged cargo that is noticed later in the facility or for the cargo damaged during handling, the renewal process can be carried out by taking the necessary safety and security measures under the supervision of the HSE unit and TMGD. This should be done in the area reserved for explosives.

8.9. Emergency drills and their records.

Workplaces are drilled at least once a year to prepare for emergencies. Before and after the exercise, dangerous cargoes and deficiencies in terms of emergency preparedness are identified, and these are corrected and carried out with preventive actions.

Personnel working with dangerous loads are made ready for a possible emergency by rehearsing emergencies with drills. All of the exercises are carried out with and without warning. After the exercise, the report is prepared and recorded. All drills are evaluated within the scope of the "REGULATION ON EMERGENCIES IN THE WORKPLACE" and there is no provision regarding the storage of records in the said Regulation. The shore facility keeps previous records until the current period of exercises.

Drills;

- 1) In-port ISPS drills
- 2) Practical exercise in the use of portable fire extinguishers
- 3) Dangerous loads are in the form of spill and scattering drills.

8.10. Information on fire protection systems.

- 1) There is a firefighting team at the shore facility.
- 2) In the emergency plan, extinguishing teams were determined and their duties were communicated.
- 3) The fire drills of the extinguishing team are up-to-date and the team members receive training on the development of their skills in the use of portable fire extinguishers once a year.
- 4) For the extinguishing team, the facility includes firefighter suits, breathing tubes and overalls, boots and gloves against chemicals.
- 5) There are various kilograms of dry chemical powder, carbon dioxide, foam portable fire extinguishers and fire blankets in the terminal.

DANGEROUS CARGO HANDLING

- 6) In addition, fire balls are available in the relevant work equipment for fire protection of work equipment.
- 7) There are 32 fire cabinets, 8 hydrants, 5 water cannon towers in the facility.

8.11. Procedures for approval, inspection, testing, maintenance and readiness of fire protection systems.

- 1) Periodic inspections of the fire systems of the coastal facility are regularly carried out by accredited organizations.
- 2) The portable fire extinguishers detailed in the emergency plan are placed in the relevant areas of the terminal and their expiry dates and pressures are controlled by the HSE unit.
- 3) The hydrant and its accessories are operated at regular intervals, hoses are laid and checked for any leaks.

8.12. Precautions to be taken in cases where fire protection systems are not working.

Failure of fire protection systems may be the result of the possibility that hydrants and hydrant accessories do not work in the terminal area. In cases where hydrants do not work, it is planned to intervene with sufficient dry chemical powder, foam and carbon dioxide portable fire extinguishers.

When there are liquid fires in fire response, it is necessary to resort to other measures automatically, since water will not be intervened.

8.13. Other risk control equipment.

The facility has an emergency plan in which the following risks are evaluated and precautions and intervention methods are determined. Identified risks;

- 1) Accident at work
- 2) Fire
- 3) Explosion
- 4) Electrical accident
- 5) Earthquake
- 6) Flooding and inundation
- 7) Snow, ice and frost
- 8) Storm
- 9) Violence
- 10) Suicide attempt
- 11) Multiple poisoning
- 12) Chemical spill, spill
- 13) Infectious diseases
- 14) Suspicious package, bomb alert
- 15) Radiation hazard
- 16) It is in the form of a gas leak.

DANGEROUS CARGO HANDLING**9. OCCUPATIONAL HEALTH AND SAFETY***Fixed*

There can be no flexibility in the application of occupational health and safety provisions in the coastal facility and they are applied one-to-one. All personnel are expected to participate in the health and safety measures of the employees and the implementation should be done completely.

All employees must first consider and act on their own health and safety, then the health and safety of their colleagues, and then the safety of other living things. While doing these, they should comply with the rules within the facility and avoid prohibited attitudes and behaviors, and follow the coercive and guiding instructions.

Consumption of recreational drugs is strictly prohibited within the terminal. The use of tobacco and its products is strictly prohibited, except in areas where smoking is allowed.

9.1. MINIMUM GENERAL REQUIREMENTS FOR HEALTH AND SAFETY SIGNS USED IN THE WORKPLACE**9.1.1. General considerations**

Employees, emergency exit and first aid signs (emergency exit routes, signs providing information about first aid/rescue), information signs (prohibition signs, warning signs, mandatory signs, other signs that provide information other than emergency exit and first aid signs), additional information signs (signs providing additional information used in conjunction with a sign), hand signal (predetermined movement of hands and arms to direct operators who maneuver that may pose a danger to employees, and positions), imperative signs (sign that determines a mandatory behavior, safety color (color with a special meaning in terms of security), illuminated sign (sign assembly made of transparent/translucent material that has the appearance of an illuminated structure), sign sign (a sign that gives special information about a geometric shape, color, symbol or combination of a pictogram, made visible with sufficient illumination), marker (the person who gives the sign), operator (a person who uses the tool and equipment by following the sign, health and safety sign (signs warning of hazards that provide information or instructions about occupational health and safety through a special object, sign indicating an activity or situation, color, audible or light signal, verbal communication or hand-arm signal), symbol/pictogram (a form that describes a situation or induces a special behavior and is used on a sign or illuminated surface), verbal communication (a predetermined verbal message transmitted by the human voice or artificial human voice), a warning sign (a sign that warns of a source of danger or danger), a prohibition sign (a sign that prohibits a behavior that may cause or expose to danger) must be known and practiced.

9.1.2. Types of signs**Fixed and permanent signs**

- 1) Fixed and permanent signs; It will be used for prohibitions, warnings and mandatory tasks, as well as for the indication and recognition of the location of emergency escape routes and first aid sections.
- 2) Locations of fire-fighting equipment shall be permanently marked with signage and red.
- 3) The markings on the container must meet the provisions of the relevant transport codes.
- 4) Places where there is a risk of hitting obstacles or falling will be permanently identified by the sign and safety color.
- 5) Traffic routes will be permanently marked with the safety color.

Temporary signs

- 1) Taking into account the possibility of using the signs together and interchangeably when necessary; Light signs, audible signals and/or verbal communication will be used to signal danger, to call the relevant person to take the necessary precautions, and for the emergency evacuation of employees.

DANGEROUS CARGO HANDLING

- 2) Where necessary, hand signals and/or verbal communication will be used to direct people who may cause danger or perform dangerous maneuvers.

9.1.2.1. Use of signs together and interchangeably

If it is just as effective, then any of the following signs can be used:

- 1) In places where there is an obstacle or danger of falling; sign plate or safety color
- 2) Light sign, audible signal or verbal communication
- 3) Hand signals or verbal communication

The following signs can be used together.

- 1) Illuminated sign and audible signal
- 2) Illuminated sign and verbal communication
- 3) Hand signals and verbal communication

9.1.3. The points in the table below apply to all signs that use security colors.

Colour	Meaning or Purpose	Instruction & Information
Red	Prohibition sign	Dangerous movement or behavior
	Hazard alarm	Stop, shut down, emergency stop mechanism, evacuate
	Fire-fighting equipment	Indication and identification of equipment location
Yellow	Warning sign	Be careful, take precautions, check
Blue (1)	Imperative sign	A specific behavior or action Wear personal protective equipment
Green	Emergency exit, first aid sign	Doors, exit locations and paths, equipment, facilities
	There is no danger	Back to normal
(1) Blue: (2) Bright orange:	It is considered a safety color only when used in a circular shape. It can be used instead of yellow, except for safety signs. This fluorescent color is very striking, especially in poor natural vision conditions.	

- 1) Situations that will adversely affect the function of the signs should be avoided.
- 2) A large number of signs will not be placed too close to each other.
- 3) Two illuminated signs that may be confused shall not be used at the same time.
- 4) An illuminated sign shall not be used too close to another illuminated sign.
- 5) More than one audible signal shall not be used at the same time.
- 6) In places with a lot of ambient noise, the audible signal will not be used.
- 7) Signals or signaling devices; It will be ensured that it is properly designed, that it is in sufficient number, that it is placed appropriately, that it is well maintained and repaired, and that it works correctly.
- 8) In order to maintain their characteristic features and/or functional qualities in the manufacture of signs and signaling devices, they shall be cleaned, checked, maintained and repaired at regular intervals and replaced when necessary.
- 9) The number of signs and signaling devices and the places where they will be placed will be determined by the magnitude of the hazard and the area in which they will be applied.
- 10) Any energy-powered signs shall be ensured to operate immediately with a backup energy source in the event that the energy is cut off and the danger cannot be avoided in any other way. The energy sources used shall be in accordance with the safety conditions.
- 11) The start of the light sign and/or audible signals indicates that the work to be done or movement will begin. During the work or movement, the light sign or audible signal will continue to work. The light

DANGEROUS CARGO HANDLING

- sign and audible signal will be operable again immediately after they are used and stopped.
- 12) Light signs and acoustic signals shall be checked before use and at sufficient frequent intervals throughout use to ensure their correct and effective operation.
 - 13) If there is any issue that will prevent the vision and hearing of the employees, including the issues arising from the use of personal protection; Necessary measures will be taken to strengthen or replace the relevant signs.

9.1.4. MINIMUM REQUIREMENTS FOR SIGNAGE

According to their specific purposes; The forms and colors of prohibitions, warnings, orders, escape routes, emergency or fire-fighting equipment and similar signs are given in 9.2.4.1.

Pictograms will be as simple as possible and include only basic details.

Signs will be made of impact and weather resistant materials suitable for the environment in which they are used.

The dimensions of the signs, as well as their colorimetric and photometric properties, will ensure that they are easily visible and understandable.

Signs shall be placed in the immediate vicinity of places of special danger and dangerous objects, at the entrance of places of general danger, taking into account obstacles, at a height and position appropriate to the level of visibility, in a well-lit, easy-to-access and visible manner. Without prejudice to the provisions of the Regulation on Health and Safety Measures to be Taken in Workplace Buildings and Annexes, fluorescent colors, reflective material or artificial lighting will be used in places where natural light is weak.

When the situation indicated by the sign is removed, the sign will also be removed.

9.1.4.1. Signs to be used

Prohibitory signs; Circle, black pictogram on a white background, red frame and diagonal line (the red parts will cover at least 35% of the sign area).



No smoking



It is forbidden to smoke and use open flames



Pedestrian can't enter



It is forbidden to extinguish with water



Smoking



No unauthorized person can enter

DANGEROUS CARGO HANDLING

Construction equipment
is not allowed

Touch

Warning signs; Triangular shape, black pictogram on yellow background, black frame (yellow parts shall cover at least 50% of the sign area).

Flammable material or
high heat

Explosives

Toxic (Poisonous)
substance

Corrosive agent




Radioactive material



Suspended load



Construction equipment



Electrical hazard



Danger



Laser beam



Oxidizing agent



Non-ionizing radiation



Strong magnetic field



Obstacle



Fall hazard

DANGEROUS CARGO HANDLING



Biological risk



Low temperature



Harmful or irritating
substance

Imperative signs; A circle, white pictogram on a blue background (the blue parts will cover at least 50% of the sign area).



Wear glasses



Wear a hard hat



Wear gloves



Use a mask



Wear work shoes



Use the pedestrian path



Wear a protective suit



Use a face shield



Use seat belts




Wear ear protection



General peremptory sign (to be
used in conjunction with other
sign when necessary)

Emergency exit and first aid signs; Rectangular or square format, white pictogram on a green background (green parts will cover at least 50% of the sign area).



DANGEROUS CARGO HANDLING

Escape and escape route



Directions (Auxiliary information sign)



First Aid



Stretcher



Safety shower



Eye shower



Emergency and first aid phone

Fire-fighting signs; Rectangular or square format, white pictogram on a red background (the red parts shall cover at least 50% of the mark area).



Fire Hose



Fire Escape



Fire Extinguisher

Emergency Fire
Telephone

Directions (Auxiliary information sign)

DANGEROUS CARGO HANDLING**9.1.5. MINIMUM REQUIREMENTS FOR SIGNS USED TO IDENTIFY OBSTACLES, DANGEROUS PLACES AND TRAFFIC ROUTES****Signs used in obstacles and dangerous places**

Places where there is a danger of hitting obstacles, falling or falling objects, as well as the areas where employees move during their work within the operating facilities, are marked with alternating yellow and black or red and white color stripes.

The size of the signs is proportional to the size of the obstacle or danger zone.

Yellow-black or red-white stripes are painted at an angle of approximately 45 degrees and the same size.

**Marking of traffic routes**

If the way the workplaces are used and the equipment requires the protection of employees; Roads open to vehicular traffic are clearly marked with continuous yellow or white stripes, taking into account the ground color.

Strips; It is drawn to indicate a safe distance between vehicles and objects that may be close to vehicles, and between vehicles and pedestrians.

Roads with continuous traffic in open areas of facilities shall be marked as indicated, to the extent applicable, if there are no appropriate barriers and sidewalks.

9.1.6. MINIMUM RULES FOR VERBAL COMMUNICATION

- 1) In verbal communication between one or more persons; Short texts, sentences, words or groups of words in a specific form or coded form will be used.
- 2) Verbal messages should be as short, simple and clear as possible. The speaker's ability to speak and the listener's ability to hear will be suitable for reliable verbal communication.
- 3) Verbal communication shall be by direct human voice or by an appropriate human voice or artificial human voice.
- 4) People involved in verbal communication will know the language used at a level that can pronounce and understand the verbal message correctly in order to perform the desired behavior in terms of health and safety.
- 5) When verbal communication is used instead of or in combination with hand-arm gestures, the following commands will be used.
 - a) Start: To start a process or transaction
 - b) Stop: To stop or end a transaction
 - c) OK: To end a process
 - d) Up: To lift a load up
 - e) Down: to lower a load
 - f) Forward – backward – right – left: (These commands will be used in coordination with appropriate hand movements.)
 - g) Cut: To stop urgently

DANGEROUS CARGO HANDLING

- h) Quick: to speed up a move for safety reasons

9.1.7. MINIMUM REQUIREMENTS FOR HAND SIGNALS

Hand signals will be precise, lean, easy to make and understand, and will be distinctly different from similar signs. If two levers are used at the same time, they will be moved symmetrically and only one signal will be given in one movement.

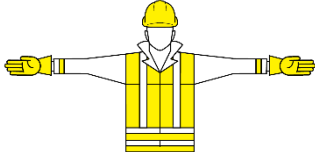


2. Special rules of use

- 1) The operator will act on the instructions of the pointer (the person who gives the signals with hand-arm gestures).
- 2) The pointer will use hand-arm gestures to give maneuvering instructions to the operator.
- 3) The pointer must be able to visually monitor all maneuvers from his position so that he himself is not endangered.
- 4) The main task of the pointer; directing maneuvers and ensuring the safety of employees in the maneuvering area.
- 5) If a beacon cannot perform the safe maneuver, additional beacons will be deployed.
- 6) In cases where the operator cannot safely fulfill the orders he has received, he will stop the maneuver he is carrying out and request a new instruction.
- 7) The operator must be able to spot the pointer with ease.
- 8) The signalman shall wear one or more of the distinguishing items such as a jacket, hard hat, armband, or armband, or carry an appropriate signaling tool.
- 9) Distinctive items; It will be brightly colored, preferably all the same color, and exclusive only to markers.


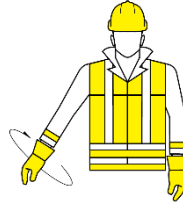

Coded signs.

The coded markings given below will be used for the same maneuvers in specific sectors.



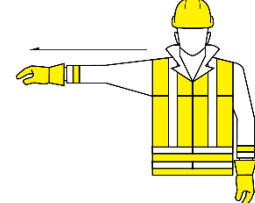
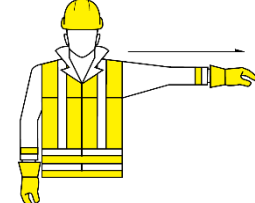
A. General Signs

Don't understand	Recipe	Shape
START Ready Start command	Both arms parallel to the ground with palms facing forward	
STOP Interruption / break Stop movement	Right arm raised with palm facing forward	
OK End of process	Both arms are at chest level, hands clasped	


DANGEROUS CARGO HANDLING
B. Vertical movements

Don't understand	Recipe	Shape
REMOVE	The right arm slowly circles with the palm raised facing forward	
DOWNLOAD	The right arm slowly circles with the palm lowered to the floor with the palm facing inward	
VERTICAL DISTANCE	The distance is expressed by the space between both hands	


C. Horizontal Movements

Don't understand	Recipe	Shape
FORWARD	Both arms are bent at waist level with palms facing up, while the arms bend at the elbow and move upwards	
BACK	Both arms are bent in front of the chest with the palms facing down, while the arms are bent at the elbow and slowly move away from the torso	
RIGHT Right of pointer*	Small movements slowly to the right, with the right arm extended parallel to the ground with the palm facing the ground	
LEFT Left of pointer*	Slowly small movements to the left while the left arm is extended to the left, parallel to the ground, with the palm facing the ground	

DANGEROUS CARGO HANDLING

HORIZONTAL DISTANCE	The space between the hands refers to the distance	
------------------------	---	---

D. Danger

Don't understand	Recipe	Shape
CUT Emergency stop.	Both arms raised with palms facing forward	
QUICK	All movements are faster	
SLOW	All movements are slower	

9.1.8. MINIMUM REQUIREMENTS FOR HEALTH AND SAFETY MARKINGS WHEN HANDLING LIFTING VEHICLES

- 1) In lifting machines, the lifting, lowering or carrying of loads is done according to the hand and arm signals to be given by trained signalmen.
- 2) Where more than one worker is on duty on a lifting machine, the operator of the lifting machine shall receive a signal from only one of the pointer or other officers, and the pointer shall stand in a place that is easily visible to the operator. The operator will always obey every stop sign, no matter who it is given.
- 3) In order to warn workers during the movement of lifting vehicles or the lifted load, the operator signals with clearly audible bells, illuminated signals and the like, which operate continuously in motion.
- 4) If repairs are being made to the vehicles, warning signs are placed on the vehicles and in appropriate places that the repair has been made.
- 5) The heaviest loads to be lifted by the Lifting Vehicles are indicated as information signs inside or outside the cabs, and when more than the heaviest load that can be lifted is lifted, an automatic warning device with sound and light is provided to inform the situation.
- 6) The ringtones and illuminated signs used in lifting vehicles should be different from other signal sounds and illuminated signs in the workplace, strong enough to suppress the noise generated by other machines, easily recognizable and the same for all lifting vehicles operating in the same workplace.
- 7) In cases where heavy parts are lifted or transported as a team, the pre-specified coded movements and markings are used.

DANGEROUS CARGO HANDLING**9.2. Information on personal protective clothing and procedures for using them**

The types of personal protective equipment to be used to protect employees from hazards in the work environment and the dangers caused by the activity are as follows;

- 1) Head protection equipment (Hard hat)
- 2) Foot protective equipment (Steel Toe Shoes)
- 3) Hand protective equipment (Gloves)
- 4) Face shielding equipment (Face Shield)
- 5) Ear protection equipment (Earplugs, Earmuffs)
- 6) Respiratory system protector (Dust-Gas Masks)
- 7) Body protector (Work clothes, Overalls)

DANGEROUS CARGO HANDLING**10. MISCELLANEOUS****10.1. Validity of the Dangerous Goods Certificate of Conformity**

In Port facilities that do not have a Dangerous Goods Conformity Certificate, transactions related to dangerous cargoes transported by sea and to be transported by sea cannot be carried out.

In case of temporary non-compliance with the provisions of the relevant directive, it is obligatory to obtain special permission from the Administration.

The shore facility does not operate under Class 1, Class 1, Class 6.2 and Class 7, except for cargoes with subdivision 1.4 and compliance group S (1.4S).

Obligation to Have a Dangerous Goods Conformity Certificate

Akçansa ÇANAKKALE Port facility has a Dangerous Cargo Conformity Certificate (Document No: BKN.22642.TMUB.157).

Our port facility, which handles dangerous goods, has prepared a dangerous goods guide that includes the cargoes of each hazard class it handles commercially. This guide contains all the detailed information for the dangerous goods classes handled, emergency action plans, response procedures, medical first aid requirements when necessary, and with these plans, In accordance with the job description, all port facility and subcontractor employees dealing with dangerous goods have been made aware. When the detailed instructions regarding the Dangerous Goods Guide are announced by the Administration, the Dangerous Goods Guide prepared by Akçansa ÇANAKKALE Port will be revised and approved within the scope of the instructions.

In case of a change in the relevant conditions, this change will be notified to the Administration in writing within 30 days at the latest and the necessary conditions will be provided again within 90 days.

Akçansa ÇANAKKALE Port will act in accordance with the conditions of this Dangerous Cargo Conformity Certificate during its activities. Port facility users and cargo owners will also be expected and requested to act in accordance with the conditions.

10.2. Defined tasks for the Dangerous Goods Safety Advisor

The dangerous goods safety consultant (consultant for short) follows the provisions of both the REGULATION ON THE TRANSPORT OF DANGEROUS GOODS BY SEA AND THE SAFETY OF LOADING and the REGULATION ON THE TRANSPORT OF DANGEROUS GOODS BY ROAD.

The consultant provides guidance to the coastal facility regarding the relevant activity in matters where the port has an operating license. It provides guidance under the IMSBC Code for the coastal facility's solid hazardous bulk hazardous cargo activity, the IMSBC Code and the BLU Code for hazardous solid bulk cargo activity.

DANGEROUS CARGO HANDLING**10.3. Issues for those transporting dangerous goods to come to/leave the coastal facility by road**

(Documents that road vehicles carrying dangerous goods must have at the entrance/exit from the port or coastal facility area, the equipment and equipment that these vehicles must have; speed limits in the port area, etc.)

The provisions for the use of documents and license plates that must be complied with by the relevant parties during the transportation of dangerous goods are as follows.

1. Dangerous Goods Declaration
2. Dangerous Goods Transport Waybill
3. Multimodal Dangerous Goods Form
4. Dangerous Goods Manifest
5. Packing & ./Vehicle Loading Certificate
6. Safety Data Sheet
7. transport document showing exemption for carriages under other strict hazardous bulk cargo procedures/RID/IMSBC Codes 3.4 and 3.5
8. Transport document showing exemption for carriages covered by other strict hazardous bulk cargo procedures 1.1.3.6
9. For transports under other strict hazardous bulk cargo procedures
 - a) SRC 5 certificate suitable for carriage and valid
 - b) Written instruction on other strict hazardous bulk cargo procedures
 - c) Certificate of Conformity for Carriage and valid
 - d) Transport documents
10. Equipment required to be on board the vehicle (according to the relevant class in accordance with other strict hazardous bulk cargo procedures 8.1.5)
 - a) Wedge (all grades)
 - b) 2 sewnable warning signs (all classes)
 - c) Reflective vest (all classes)
 - d) Portable lighting tool (all classes)
 - e) Protective gloves (all grades)
 - f) Eye protection equipment (all classes)
 - g) Eye rinse fluid (all grades except class 2)
 - h) Paddle (solid and liquid class 3, class 4.1, class 4.3, class 8 and class 9 only)
 - i) Sewer cover (solid and liquid class 3, class 4.1, class 4.3, class 8 and class 9 only)
 - j) Collection container (solid and liquid class 3, class 4.1, class 4.3, class 8 and class 9 only)
 - k) Emergency mask (class 2.3 and class 6.1)
11. . CSC Certificate for transports made with
12. If heat-treated wood is used in the load bearing unit (CTU) and for loading safety or transport, a certificate showing that the wood is suitable
13. . or a loading safety certificate showing that the loads inside the vehicle have been properly secured under the IMSBC Code (except for parted loads with no gaps, no possibility of movement, and solid/liquid bulk cargoes)
14. Risk assessment result of those containing harmful gases or fumigated in the cargo transport units arriving at the port facility and the cargo transport units leaving the port facility, or if gas measurement has been made, the certificate of conformity for transportation
15. Certificate of professional competence in accordance with the class of the dangerous cargo carried by the vehicle drivers (SRC 5)
16. Cargo transport units that will continue their journey by road from the shore facility must wear an orange plate and hazard warning sign in accordance with the provisions of 5.3 of the other strict hazardous bulk cargo procedures. It is sufficient for vehicles carrying solid hazardous bulk dangerous goods to have orange plates on the front and back. In addition, no hazard warning sign is required (this provision applies when class 1 and class 7 handling is not carried out at the port. In

DANGEROUS CARGO HANDLING

any case, these classes do not have an operating license. If there were Class 1 and Class 7 operating permits, it would be mandatory to install this hazard warning sign).

The speed limit in the port area is set at 20 km/h.

10.3.1. Transport legislation requirements

Within the scope of Article 8-(2) of the regulation on the transport of dangerous goods by road, at the entrances and exits of coastal facilities;

- 1) Transport paperwork in accordance with other stringent hazardous bulk cargo procedures 5.4.1
- 2) Periodic inspections of load bearing units
- 3) Hazard warning signs/signs and orange license plates are checked.

There is no cargo entry or exit at the shore facility under other strict hazardous bulk cargo procedures.

10.4. Issues for those transporting dangerous goods to come/leave the coastal facility by sea

(Day/night signs to be shown by ships and marine vehicles carrying dangerous cargo at the port or coastal facility, cold and hot working procedures on ships, etc.)

If a vessel is to participate in or participate in an operation related to the transport or handling of dangerous goods in the port area, a special type of signal will be used, which may appear during the day and at night. Dangerous goods also include the following loads:

- 1) Bulk liquid loads in closed container with flash point below 60°C;
- 2) Flammable and/or toxic bulk gases; and
- 3) Liquid explosives that have lost their sensitivity allocated to Class 3 and solid explosives that have lost their sensitivity allocated to Class 4.1.

The reason for using the day or night signal is to inform maritime traffic and personnel within the port area about the increased danger due to the presence and handling of dangerous cargoes in the environment. The signals and signs to be used are as follows:

- 4) Daytime: "B" pennant and



(Bravo: I am loading, unloading, or transporting dangerous cargo)

- 5) At night, red light without strobes visible from 360°.

DANGEROUS CARGO HANDLING**10.5. Additional Considerations to be Added by the Shore Facility****10.5.1. Prohibited activities**

(Ports Regulation) ARTICLE 21 –

- 1) In the approach channels, breakwater mouths, berthing and mooring places and mooring areas of coastal facilities; It is forbidden to engage in any kind of aquaculture, sailing, rowing or other water sports activities, and swimming.
- 2) Boats for sports, recreational and recreational purposes must sail in a way that does not interfere with the activities of other ships and marine vehicles in the port area, within the area limited by breakwaters and in the bays, and at a speed that does not cause harm. The Port Authority determines the appropriate speed limit where and where it deems necessary.
- 3) Ships and marine vessels arriving to or departing from the buoy and ships and marine vessels other than those used in coastal facilities services cannot pass between buoys and buoy lines.
- 4) Ships and marine vessels, other than those used in the service of aquaculture facilities and fish cages, may not approach more than two hundred meters from aquaculture facilities and fish cages.
- 5) Ships and marine vehicles cannot be moored or docked in places that do not have a coastal facility operation permit and in places that are not operated or owned by any institution/organization. However, in case of emergency, the Administration may make temporary arrangements for the facilities it deems appropriate.
- 6) Ships and marine vehicles with an excessive degree of trampling or a dangerous inclination, ships and marine vehicles that are at risk of environmental pollution due to any damage, ships and marine vehicles that do not have documents related to towing towing and carrying dangerous cargo, but carry dangerous cargo, cannot dock or leave the coastal facilities without the permission of the port authority.

10.5.2. Other matters subject to the permission of the port authority

ARTICLE 22 – (1) After obtaining the necessary permits and approvals from the relevant institutions/organizations, the relevant persons obtain permission from the port authority to start their activities before the construction of coastal structures and the establishment of aquaculture production areas.

- (2) It is obligatory to obtain permission from the port authority before buoying, diving, seabed and underwater studies, seabed dredging and similar activities. Ships and marine vehicles used in such activities show daylight and day signs in accordance with the legislation and give sound signals.
- (3) It is obligatory to make a request for permission to the port authority at least 15 days before for races that will start from one port administrative area and end in another port administrative area, and at least 7 days before for other competitions and activities. Unless permission is obtained from the port authority, races and similar activities or organizations cannot be organized in the port administrative area.
- (4) Water sports to be held in the port administrative area are carried out within the scope of the provisions of the Regulation on Sports Activities for Tourism and other relevant legislation published in the Official Gazette dated 23/2/2011 and numbered 27855. The powers of the port authority to ensure the safety and security of life, property, navigation and environment related to water sports for tourism purposes are reserved. The port authority is authorized to make all kinds of

DANGEROUS CARGO HANDLING

restrictions and stop these activities, taking into account the safety and security of life, property, navigation and the environment.

(5) Unless permission is obtained from the port authority, other ships and marine vehicles cannot be aboard the ships and marine vehicles at anchor or in coastal facilities. Agency and food engines, public ships, refueling vessels, water tankers and coastal facilities service vessels are excluded from the scope of this paragraph, and such vessels carry out their services in coordination with coastal facilities operators, within the knowledge of the port president.

(6) The captain or agent of the ship who will supply fuel, oil and water shall notify the relevant port authority before the supply operation.

(7) Fishing boats and yachts; In coastal facilities, they can be aboard each other's boards, they cannot make double row moorings.

(8) Ships and marine vehicles in the port areas unless permission is obtained from the port authority; repair, scraping and painting, welding and other hot work, launching lifeboats and/or boats into the sea or other maintenance works. If the ships and marine vehicles that will carry out these works are in the coastal facility, they must coordinate with the coastal facility operation.

(9) Coastal facilities located in the port administrative area notify the Department of Navigation, Hydrography and Oceanography of the Naval Forces Command in order to record their geographical location on the relevant nautical charts.

(10) Ships and marine vessels cannot change their anchorage areas without permission from the port authority. However, those who are unable to stay where they are due to adverse weather and sea conditions can leave their places and anchor in safer anchorages. Their respective persons shall notify the port authority as soon as possible. The regulation regarding the implementation of this paragraph shall be made by the relevant port authority in places where there is a ship traffic services center.

(11) Ships and marine vessels that will not carry out any activities in coastal facilities, but anchor in the anchorage areas to take shelter due to force majeure such as weather conditions and situations that will endanger navigation, life, property, environmental safety and security, shall immediately notify the relevant port authority and/or pilotage organization. The arrangement regarding the implementation of this paragraph is made by the relevant port authority in places where there is a Ship Traffic Services Center.

(12) Ships and vessels cannot approach the bow of ships and marine vehicles docked at the stern.

(13) The floating equipment to be used to determine the boundaries of the swimming area in the beach areas within the boundaries of the port and in the coastal hotels, motels, holiday villages, in front of the sites, in sea areas up to 200 meters from the shore, are determined by the relevant persons and fully prepared and stored between April 1 and November 15 every year. Ships and vessels are not allowed in the designated bathing areas. The port authority is authorized to make changes in the boundaries of the swimming area based on navigation, life, property, environmental safety and security.

(14) Carrying out limbo activities in the port administrative area is subject to the permission of the port authority.

(15) The backup process is carried out by the port authority within the framework of the procedures and principles determined by the Administration.

(16) It is done with permission.

(17) Vaulting and mooring requirements and related arrangements in each port are made by the port authority, and the operating procedures and principles are determined by the Administration.

DANGEROUS CARGO HANDLING

(18) Providing pilotage services to ships and marine vehicles that do not have a docking permit to coastal facilities and ships and marine vehicles that do not have a port exit certificate or anchorage order are subject to the permission of the port president.

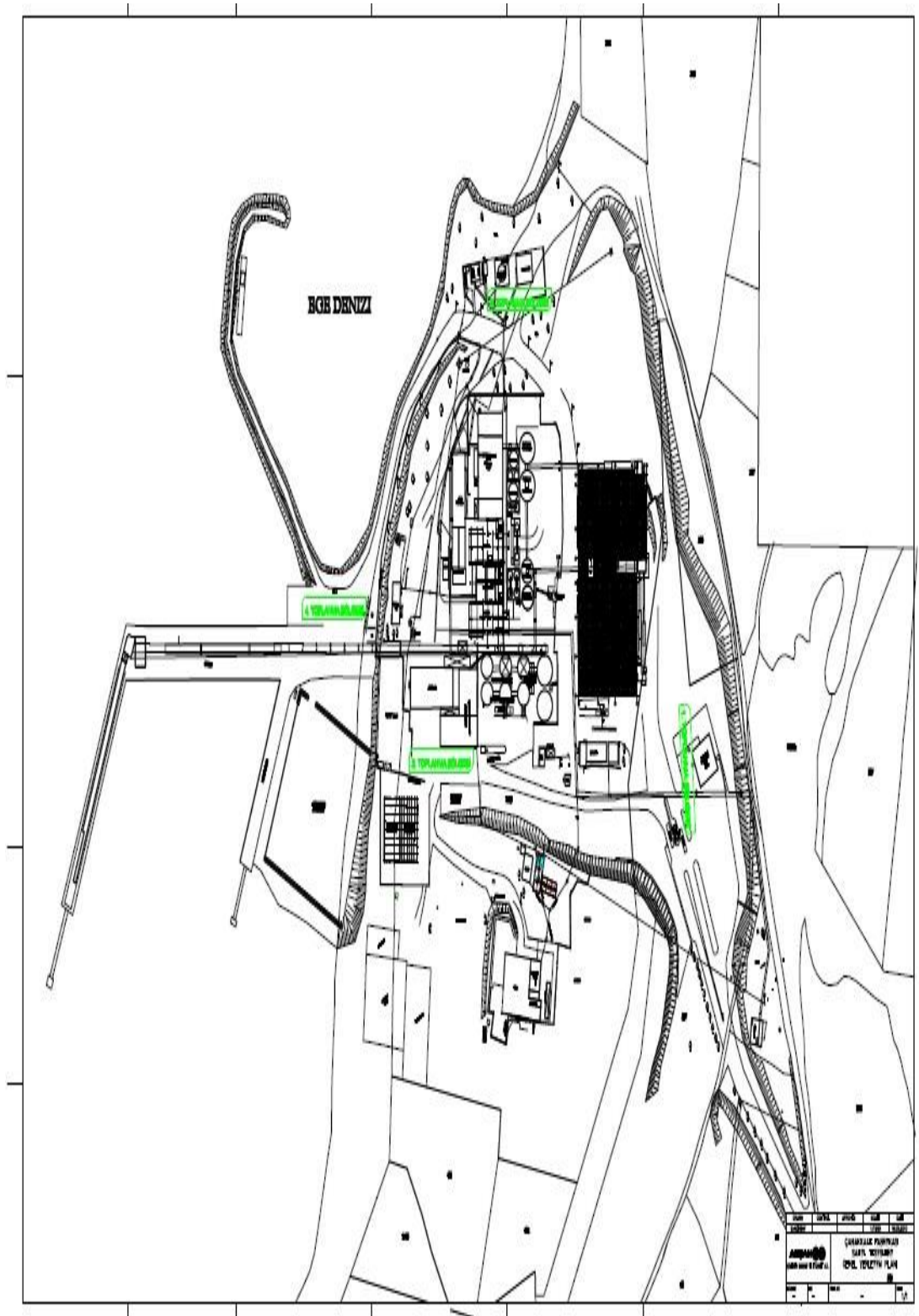
(19) Recreational boats that make day trips; Issues related to the determination of mooring, accommodation and navigation routes are determined by the port authority and approved by the Administration, taking into account waste reception and other services. In case the capacity of the mooring and shelters is exceeded, the port head may impose restrictions on capacity, entry-exit and use.

11. ECLAIR

- 1- General site plan of the coastal facility
- 2- General view photos of the coastal facility
- 3- Emergency Contact Points and Contact Information
- 4- General Layout Plan of the Areas Where Dangerous Goods Are Handled
- 5- Fire Plan of the Areas Where Dangerous Goods Are Handled
- 6- General Fire Plan of the Facility
- 7- Contingency Plan
- 8- Emergency Gathering Places Plan
- 9- Emergency Management Scheme
- 10- Dangerous Goods Handbook
- 11- Leak areas and equipment for CTU and Packages, input/output drawings
- 12- Inventory of Port Service Vessels
- 13- Port Authority administrative boundaries, anchorages and pilot captain disembarkation/boarding points Coordinates
- 14- Emergency response equipment against marine pollution in the coastal facility
- 15- Personal protective equipment (PPE) usage map
- 16- Dangerous goods incidents notification form
- 17- Control results notification form for dangerous goods transport units (CTUs)
- 18- Other attachments required
- 19- Dangerous Goods Handling Guide Additional Load Notification (When necessary)


DANGEROUS CARGO HANDLING

11.1. General Layout Plan of the Coastal Facility



DANGEROUS CARGO HANDLING

11.2. General View Photo of the Coastal Facility



DANGEROUS CARGO HANDLING



DANGEROUS CARGO HANDLING

11.3. Emergency Touchpoints and Contact Information

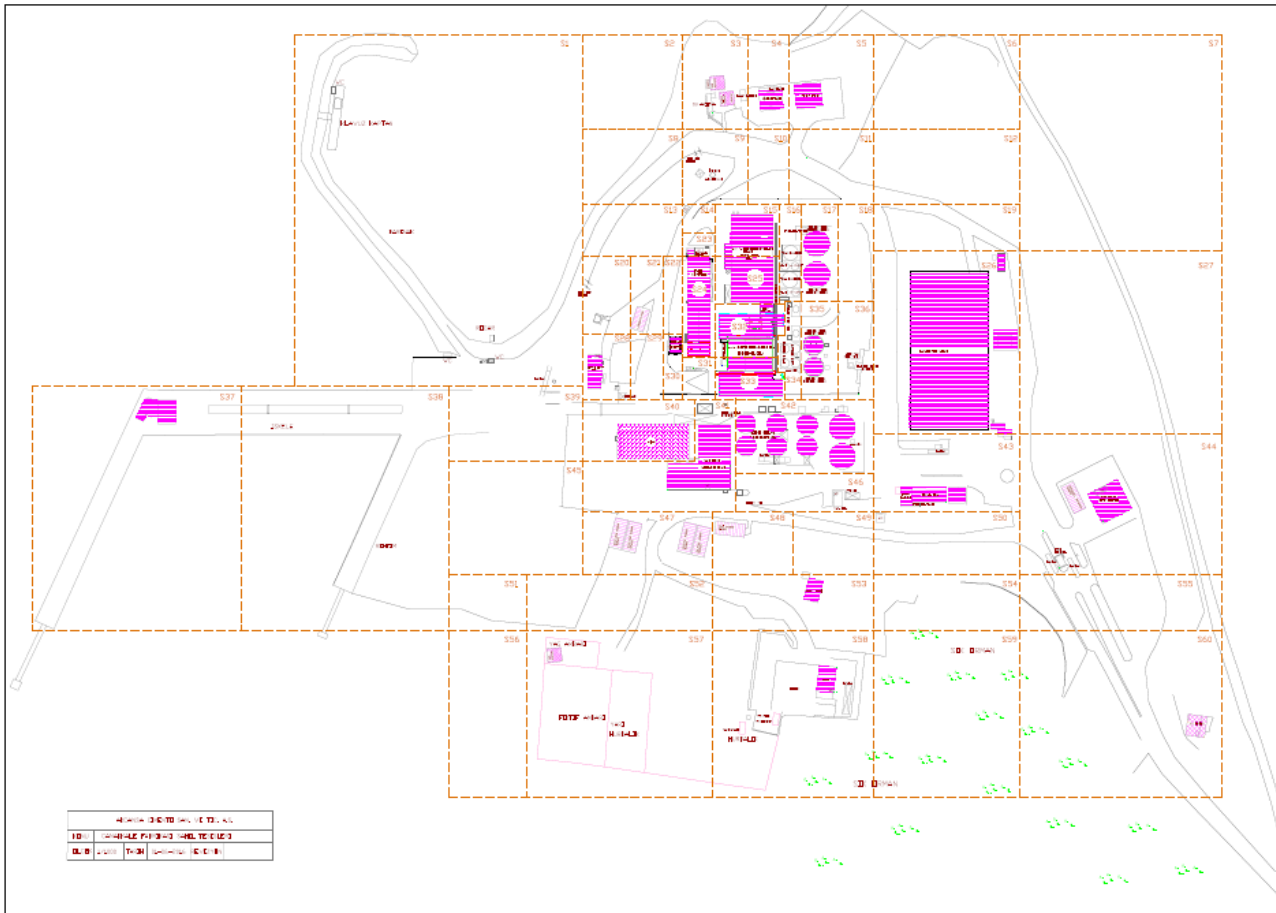
AKÇANSA ÇANAKKALE PORT EMERGENCY PHONE LIST	
PORT SECURITY (WIRELESS)	FREQUENCY NO. 1
EMERGENCY SECURITY	0286 2952520
SECURITY MANAGER BEYCAN CANITEZ	0286 2952520
PORT PRODUCTION MANAGER ALPER FATİH İSLİ	0286 2952520
AKÇANSA OHS MANAGER MÜRSEL ÇAĞLAR	0286 2952520
OCTOPUS SHIPPING OHS SPECIALIST RAMAZAN SARITEPE	0286 2952520
FOR CHIEF ELECTRICAL MEHMET BARAN	FREQUENCY 4
FIRE BRIGADE	112
GEYİKLİ MUNICIPALITY FIRE BRIGADE	0286 638-5056
EZINE STATE HOSPITAL	0286 618-2892
EZINE POLICE STATION	112
DEER GENDARMERIE	112
WATER BREAKDOWN MECHANICAL MAINTENANCE SERHAT KARAMAN	185
ALO ENVIRONMENT	181
SANITARY CONSULTATION	128
INFIRMARY CUMHUR MR.	0286 2952520
Çanakkale Regional Port Authority	0(286)212-9878

DANGEROUS CARGO HANDLING

ALO POISON	114
NDK	444 8235
NEAREST HOSPITALS	
Geyikli State Hospital No:4/10, 17600 Ezine/Canakkale Phone: (0286)618-2892	Medical Park Hospital No :8, 17020 Canakkale Center/Canakkale Phone: 444 4 484

DANGEROUS CARGO HANDLING

11.4. General Layout Plan of the Areas Where Dangerous Goods Are Handled



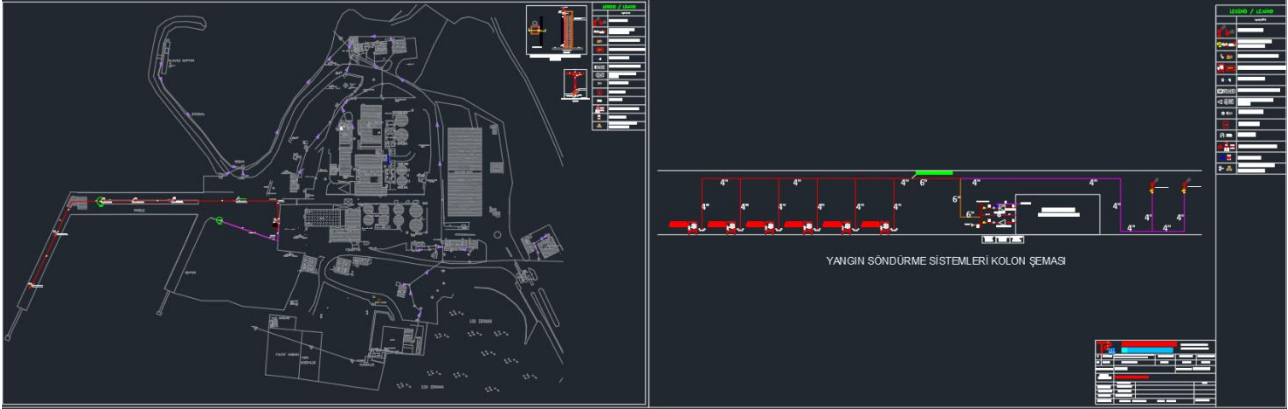
DANGEROUS CARGO HANDLING

11.5. Fire Plan of Areas Where Dangerous Goods Are Handled



DANGEROUS CARGO HANDLING

11.6. General Fire Plan of the Facility



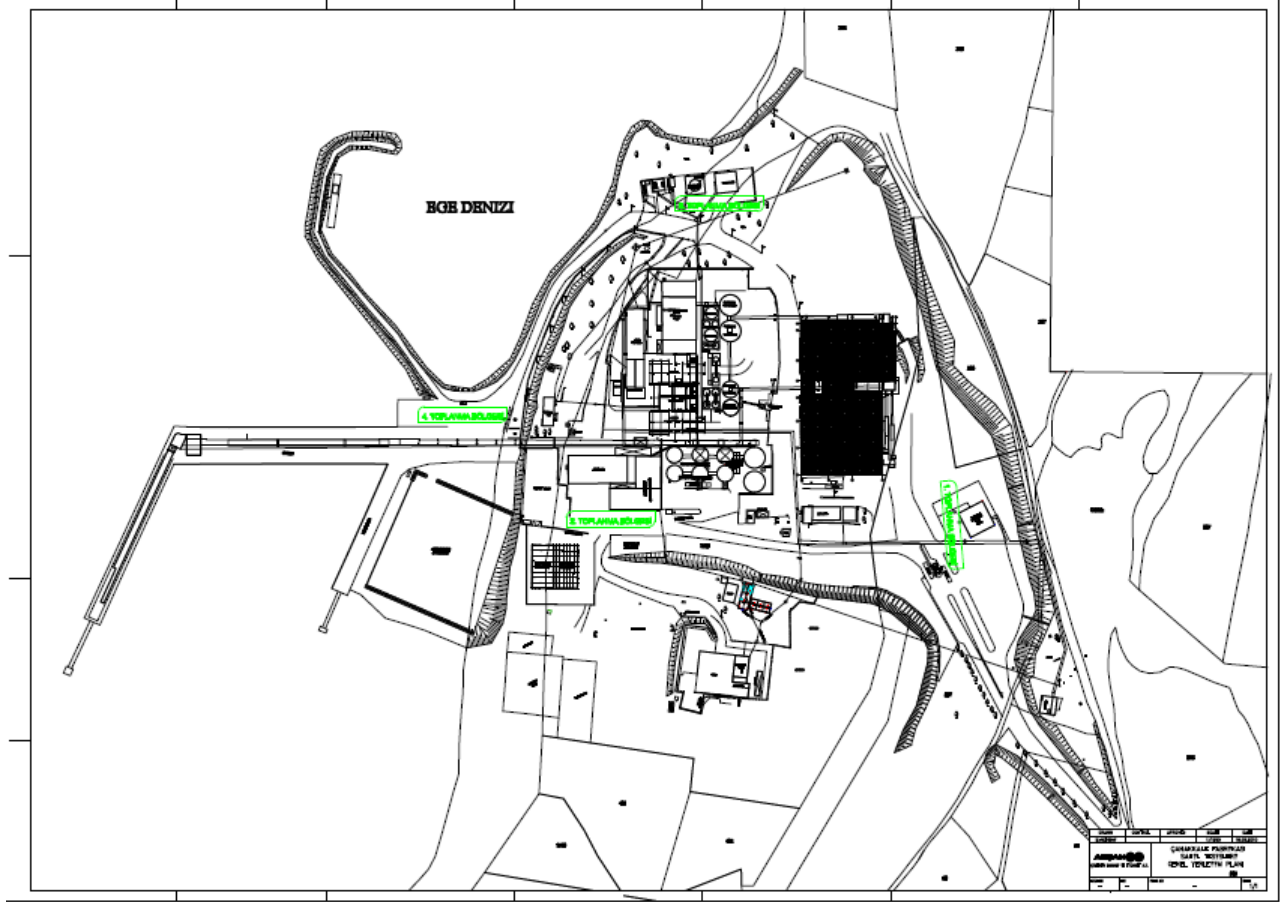
DANGEROUS CARGO HANDLING

11.7. Contingency Plan

It is kept as a separate document at the port facility.

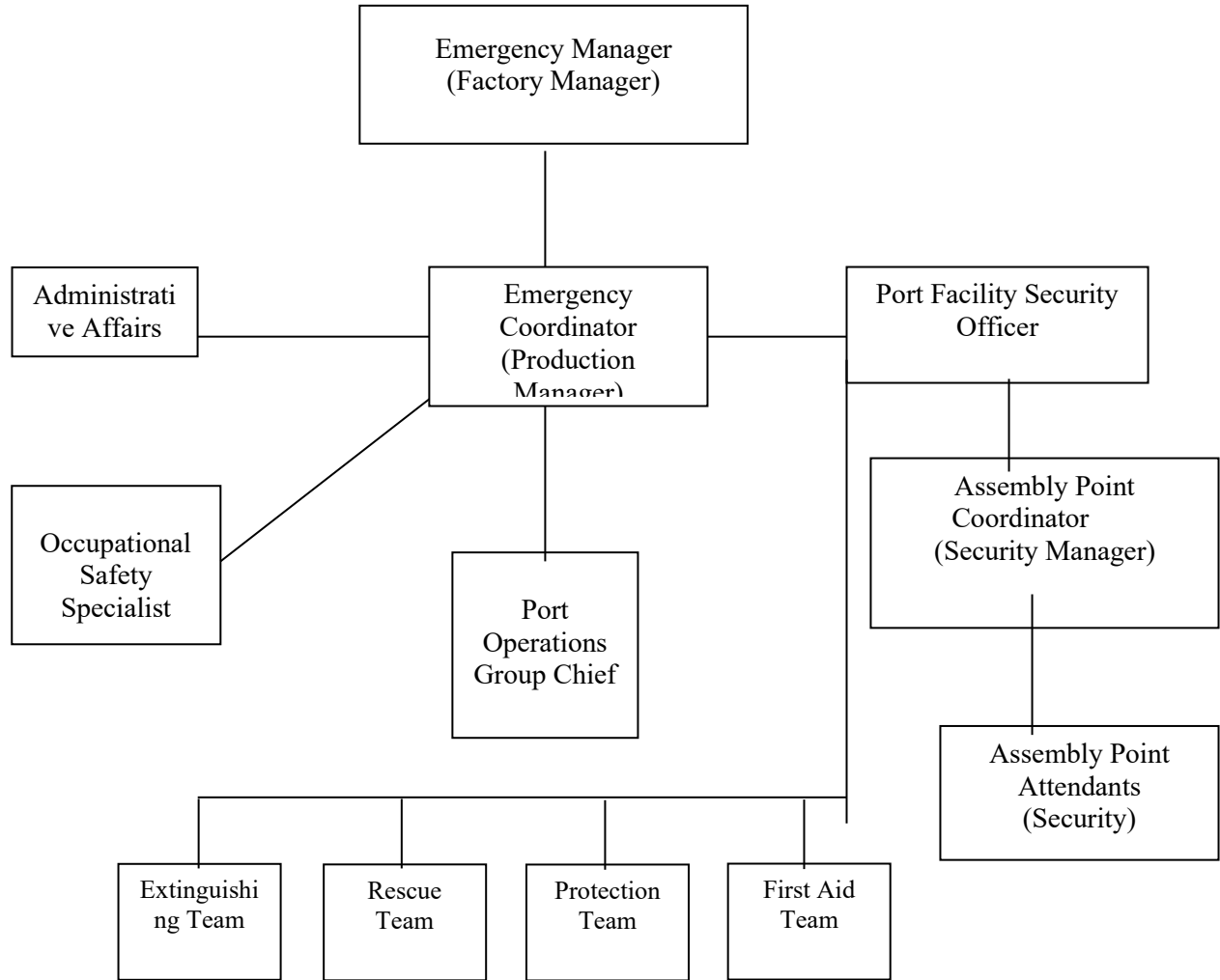
DANGEROUS CARGO HANDLING

11.8. Emergency Assembly Place Plan



DANGEROUS CARGO HANDLING**11.9. Emergency Management Scheme**

In case of emergency, it is organized as shown in the diagram below.



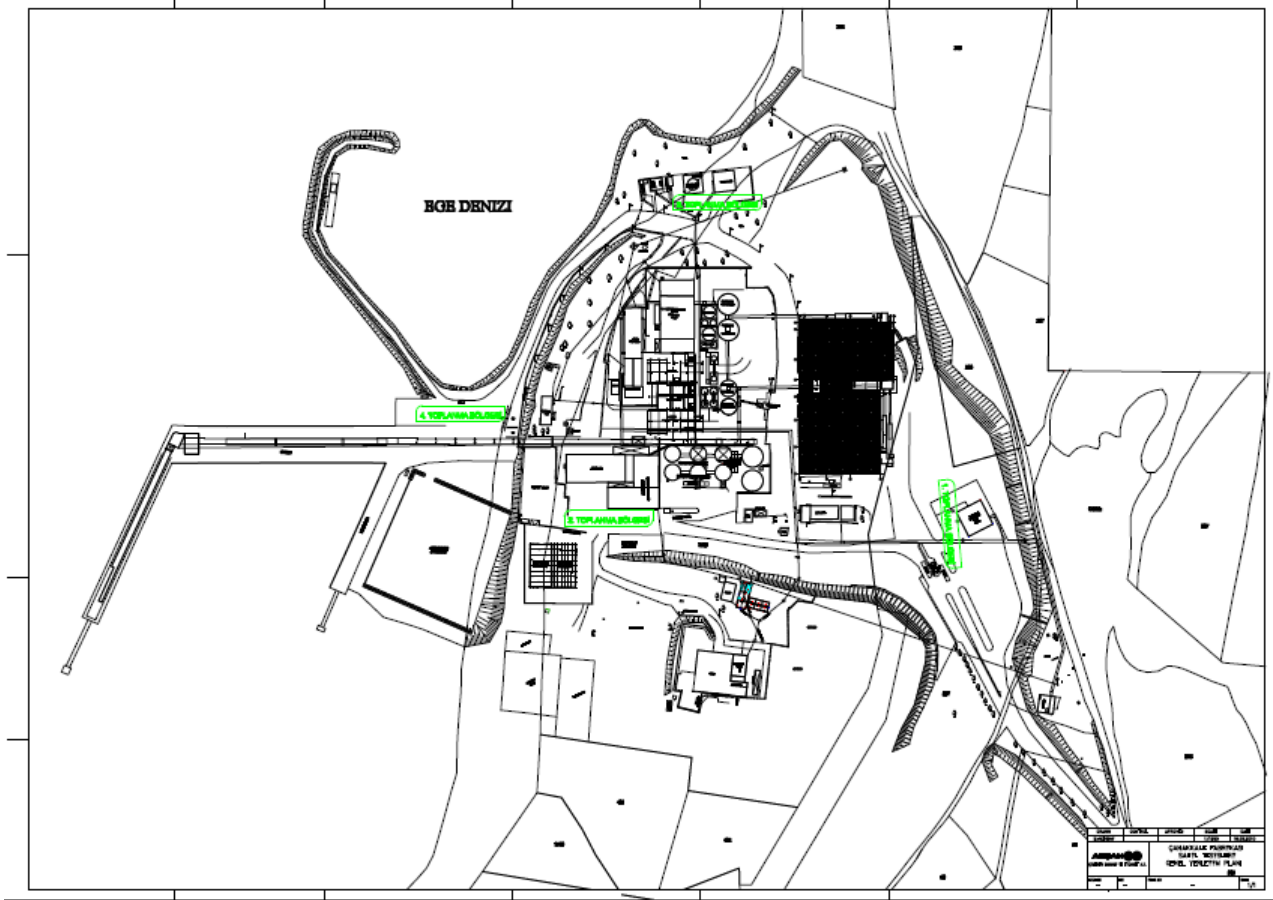
DANGEROUS CARGO HANDLING

11.10.Dangerous Goods Handbook

The Dangerous Goods Handbook is provided as a separate document.

DANGEROUS CARGO HANDLING

11.11. Leakage Areas and Equipment Input/Exit Drawings for CTU and Packages



DANGEROUS CARGO HANDLING

11.12.Inventory of Port Service Vessels

- 4) General Cargo Ship
- 5) Bulk Carrier

Service company information: UZMAR UZMAN DENİZCİLİK Tic. Ltd. S. Phone: 0 212 879 00 58/59

İNŞAA VE KLASI	
İnşaa yılı	1998
Klası	TL (+) 1A5 TUG (+) M
IMO numarası	8943686

ÇEKİ EKİPMANLARI	
Çeki kancası	Emniyetli çalışma yükü: 30 ton

TANKLARI	
Motorin	52 m ³
Tatlı su	11 m ³
Köpük	2 m ³

YANGINLA MÜCADELE EKİPMANLARI	
Yangın pompası	350 m ³ /h, 1 x su/köpük püskürtücü

TEMEL BİLGİLER	
Gros tonilatosu	167,52
Net tonilatosu	97,19
Tam boyu	21,3 m
Eni	7,8 m
Draftı	3,15 m
Bayrağı	T.C.
Çeki gücü	30,56 t
Maks. hızı	12 knot
Seyir sistemi tipi	Konvansiyonel

HABERLEŞME ve SEYİR EKİPMANLARI	
Radar	
Otopilot	
Manyetik pusula	
GPS	
2 x VHF	
2 x VHF el telsizi	
AIS klas B	
Derinlik iskandil cihazı	

DANGEROUS CARGO HANDLING**11.13.Port Authority Administrative Boundaries, Anchorages and Sea Coordinates of Guide Captain Disembarkation/Boarding Points**

The port administrative area of the Çanakkale Port Authority is the sea and coastal area between the line connecting the coordinates (a), (b), (c) and (d) and the line connecting the coordinates (e), (f), (g), (h), (i), (j) and (k).

- a) 40° 33' 00" N – 026° 58' 12" D
- b) 40° 28' 48" N – 026° 58' 12" D
- c) 40° 27' 42" N – 026° 55' 00" D
- d) 40° 24' 24" N – 026° 55' 00" D
- e) 39° 50' 27" N – 026° 08' 15" E (Sand Cape)
- f) 39° 56' 21" N – 026° 04' 48" E (Rabbit Island Acorn Cape)
- g) 39° 56' 27" N – 026° 03' 39" E (Northwest of Rabbit Island)
- h) 40° 13' 00" N – 026° 10' 30" D i)
- 40° 23' 00" N – 026° 00' 00" D j)
- 40° 34' 42" N – 026° 40' 00" D
- k) 40° 38' 36" N – 026° 43' 33" D

ANCHORAGE POSITIONS

a) Anchorage area no. 1: The anchorage area of ships that do not carry dangerous goods and military ships is the sea area formed by the following coordinates.

- 1) 40° 00',90 N – 026° 15',10 E
- 2) 40° 01',70 N – 026° 17',40 E
- 3) 40° 03',07 N – 026° 18',95 E
- 4) 40° 02',55 N – 026° 19',80 E
- 5) 40° 01',40 N – 026° 18',75 E
- 6) 40° 00',30 N – 026° 15',20 E

b) Anchorage area no. 2: The anchorage area of the ships that will anchor for a short time, the ships that will refuel and the ships that will give waste is the sea area formed by the following coordinates.

- 1) 39° 51' 30" N – 026° 08' 00" E
- 2) 39° 52' 24" N – 026° 08' 00" E
- 3) 39° 52' 24" N – 026° 07' 00" E

c) Mooring area no. 3: The anchorage area of the ships coming to the coastal facilities in Çanakkale is the sea area formed by the following coordinates.

- 1) 39° 54' 18" N – 026° 08' 54" E
- 2) 39° 53' 12" N – 026° 09' 18" D
- 3) 39° 53' 12" N – 026° 08' 06" D
- 4) 39° 54' 18" N – 026° 08' 15" D

ç) Mooring area no. 4: The anchorage area of ships and military ships that do not carry dangerous goods is the sea area formed by the following coordinates.

- 1) 40° 32' 48" N – 026° 56' 00" D
- 2) 40° 31' 24" N – 026° 56' 30" D
- 3) 40° 30' 00" N – 026° 53' 00" D
- 4) 40° 31' 18" N – 026° 52' 24" D

DANGEROUS CARGO HANDLING

d) Anchorage area no. 5: The anchorage area of ships and military ships that do not carry dangerous goods is the sea area formed by the following coordinates.

- 1) 40° 28' 30" N – 026° 44' 15" D
- 2) 40° 27' 21" N – 026° 46' 00" D
- 3) 40° 29' 03" N – 026° 50' 30" D
- 4) 40° 30' 15" N – 026° 49' 51" D

e) Mooring area no. 6: The anchorage area of ships carrying dangerous goods, ships that will give waste and ships that will refuel is the sea area formed by the following coordinates.

- 1) 40° 26' 42" N – 026° 52' 42" D
- 2) 40° 24' 48" N – 026° 52' 42" D
- 3) 40° 24' 42" N – 026° 51' 18" D
- 4) 40° 26' 18" N – 026° 51' 18" D

f) Anchorage area no. 7: The anchorage area of ships and military ships that do not carry dangerous goods is the sea area formed by the following coordinates.

- 1) 40° 25' 48" N – 026° 49' 36" D
- 2) 40° 24' 36" N – 026° 49' 36" D
- 3) 40° 24' 42" N – 026° 51' 18" D
- 4) 40° 26' 18" N – 026° 51' 18" D

PICK-UP AND DROP-OFF PLACE FROM THE PILOT CAPTAIN

The pilot captain pick-up and drop-off places specified in Article 45 of the Turkish Straits Maritime Traffic Order Regulation, which was put into effect by the Decision of the Council of Ministers dated 8/10/1998 and numbered 98/11860, are used. In addition to these coordinates; The point 40° 24' 00" N - 026° 40' 00" D is used.

DANGEROUS CARGO HANDLING**11.14. Marine Pollution Emergency Response Equipment Approved in the Port Facility**

Acil Müdahale Ekipmanları		
Ekipman	Adet	Özellik
Bariyer	ALTAŞ'tan temin edecek. İsteğe bağlı olabilir. Diğer ihtiyaçlarına göre miktarını kendisi belirler	Fribord: En az 35 cm Su çekimi: 35 cm olmalı (en az) Sabit veya şişme tipinde bariyer Kaldırma Kuvveti /Ağırlık oranı 4:1 Gerilme Mukavemeti 22 kN ASTM-Z tipi bağlantısı bulunan
Emici ped (sorbent ped)	En az 500 tane	30x40 cm ve yukarısındaki boyutlarda
Emici Bariyer (sucuk- sorbent boom)	30 tane	En az 3 m uzunluğunda ve 10 cm çapında
Şamandıra	5 adet	İşaretleme amacıyla kullanılabilen çapaları ve zincir/ipleri ile takım olarak
Can yeleşği	5 adet	En az 100 Newton kaldırma kuvveti olan
Kıyı Temizleme Ekipmanları		
Kürek	10 adet	Standart
Kazma	5 adet	Standart
Tırmık	10 adet	Standart
El Arabası	5 adet	Standart
Su Jeti	1 adet	Standart
Kova	10 adet	Standart
İkaz şeridi	150 m	Standart
Fırça	10 adet	Standart
Haberleşme Ekipmanları		
Telsiz	5 adet	
İlk Yardım Ekipmanları		
İlk yardım çantaları	2 adet	standart
Yangın Söndürme Ekipmanları		
Yangın söndürme tüpleri	En az 4 adet	En az 10 kg
Kişisel Koruyucu Ekipmanlar		
Gaz maskesi	5 adet	Filtreli tam yüz maskesi
Tulum	10 adet	Standart
Çizme	10 çift	Standart
Eldiven	10 çift	Standart
Baret	10 adet	Standart
Gözlük	10 adet	Standart
Yağmurluk	10 adet	Standart
Kayıt Cihazları		
Fotoğraf makinesi	1 adet	Dijital en az 3.1 Mega piksel

DANGEROUS CARGO HANDLING

11.15. Personal protective equipment (PPE) usage map

UNIT NAME	PERSONAL PROTECTIVE EQUIPMENT
OVERHEAD CRANES	<ul style="list-style-type: none"> • FFP1 DUST MASK (EN 149) • HELMET (EN 397) (chin tied) • EARPLUGS (EN 352) • SAFETY DUST GOGGLES (EN 166) (unit use) • LINED INSIDE AND OUTER COATED MOUNTING GLOVES (EN 388) • STEEL TOE SHOES (EN 345)
ELECTRICAL MAINTENANCE	<ul style="list-style-type: none"> • FFP1 DUST MASK (in the field) (EN 149) • HELMET (EN 397) (chin tied) • EARPLUGS (EN 352) • SAFETY DUST GOGGLES (EN 166) • LINED INSIDE AND OUTER COATED MOUNTING GLOVES (EN 388) • LONG CONCH FOR LUBRICATION, PARTS WASHING, NITRILE OIL-PROOF PALM, GLOVES WITH SANDY FINGERTIPS (EN 388) • INSULATED INSULATED ELECTRICIAN SHOES For High Voltage; • 40,000 VOLT RESISTANT ELECTRICIAN GLOVE (unit use) For Medium Voltage; • 30,000 VOLT RESISTANT ELECTRICIAN GLOVE (unit use) For low voltage; • 2500 VOLT RESISTANT ELECTRICIAN GLOVE (unit use)
LABORATORY CHEMISTRY	<ul style="list-style-type: none"> • HELMET (EN 397) (chin tied) • INDOOR GOGGLE STYLE SAFETY GOGGLES (EN 166) • ABE1 FILTER FULL DOUBLE FILTER IN ACCORDANCE WITH EN 141 STANDARD FACE SHIELD (To be used during treatment with organic and inorganic chemicals) (EN 140, 141) • LONG CONCH, NITRILE ACID AND SOLVENT RESISTANT GLOVES • NITRILE APRON (to be used during chemical unloading, filling, processing and storage/cabinet arrangement) • STEEL TOE SHOES (EN 345) • FIREPROOF GLOVES (EN 407:2004)
LABORATORY PHYSICS	<ul style="list-style-type: none"> • HELMET (EN 397) (chin tied) • EARPLUGS (EN 352) • SAFETY DUST GOGGLES (EN 166) • STEEL TOE SHOES (EN 345)

DANGEROUS CARGO HANDLING

VISITORS	<ul style="list-style-type: none">• FFP1 DUST MASK (EN 149)• HELMET (EN 397) (chin tied)• EARPLUGS OR HELMET-MOUNTABLE HEADPHONES (EN 352)• SAFETY DUST GOGGLES (EN 166)• GLOVES (for safe walking, adhesion) (EN 388)• STEEL TOE SHOES (EN 345) <p>(These materials will be given according to the unit where the visitors will go in our workplaces.)</p>
WHARF	<ul style="list-style-type: none">• FFP1 DUST MASK (EN 149)• HELMET (EN 397) (chin tied)• EARPLUGS (EN 352)• SAFETY GOGGLES (EN 166)• LINED INSIDE AND OUTER COATED MOUNTING GLOVES (EN 388)• STEEL TOE SHOES (EN 345)

- Seat belts will be available in all units except the Quality - Control Unit.
- The materials used in the unit will be in sufficient number.
- In our factories where a noise map has been prepared, ear cuffs will be given to the use of units in areas with a noise level of 85 decibels and above. (EN 352-3)
- Raincoats and rubber boots will be provided according to our workplaces' own conditions.
- The materials specified in the list are minimum and can be increased in accordance with the provisions of the Regulation on the Use of Personal Protective Equipment in Workplaces.

DANGEROUS CARGO HANDLING

11.16. Dangerous Goods Incident Notification Form

Port Facility Name	
Facility Authority	
1. Nature of the Event and Time of Occurrence	
2. Location/Exact Location of the Event	
3. Information about the Ship and its Captain, if any, Involved in the Accident	
4. Information on the Type, Quantity and Condition of the Cargo Affected by the Event	
5. Specific Existing Hazards/Marine Pollutants	
6. Details of Signs and Labels of Dangerous Goods	
7. The class of the dangerous goods involved in the accident, the sub-hazard section, if any	
8. Packaging, Load Carrying Unit and .in Characteristics and Number of the Dangerous Goods Involved in the Accident, If Any.	
9. If it is a cargo classified by IMSBC Code, Proper Shipping Name, Class (1. Department of products and compatibility group for the class), UN number and Packing Group	
10. Dangerous Goods Producer, Shipper, Carrier and Recipient	
11. Current Weather Conditions	
12. Ratio of Damage/Pollution	
13. Sequencing of the Events Leading to the Event	
14. Number and Types of Injuries/Deaths	
15. Emergency Response	
16. Other Situations Requested to Be Specified	
17. Wants and Needs	
15. Informant (contact person) Position/Name and Surname/Signature Contact Numbers	

Note: In order to respond quickly and effectively, to treat injured personnel and to reduce the damage, it is extremely important to provide a short and accurate description of the incident to the emergency response units, the Port Authority, as soon as possible. If available, this definition should include the above details.

DANGEROUS CARGO HANDLING

11.17. Control Results Notification Form for Dangerous Goods Transport Units (CTUs)

AKÇANSA ÇANAKKALE TERMINAL CFS FIELD DANGEROUS CARGO HANDLING CONTROL FORM				
		SELECT	OPERATION	
Controlled by :				
Signature:				
History:.. Number : UN No : Hazard Class(s) :				
NO	BEFORE OPERATION	APPROPRIATE	NOT ELIGIBLE	EXPLANATION
1	Are the .s in the field separated according to the IMSBC Code general separation table?			
2	. Is there a hazard label on it?			
3	. Is the hazard label read on it?			
4	. Does the dangerous substance have a UN number on it?			
5	. Is the UN number of the dangerous substance read on it?			
6	Do the required markings and labels comply with the relevant codes (IMSBC, other stringent hazardous bulk cargo procedures/RID)? (Hazard class 250mmx250mm, UN label 120mmx300mm)			
7	If .de fumigated, is it labelled and marked?			
8	. If there is a secondary risk of the load inside, is the secondary hazard label affixed?			
9	. If the cargo inside is a marine pollutant, is the marine pollutant label affixed?			
10	. Is the label number on it the same as the label number printed on the bill of lading?			
11	It will be traded . Is there a Turkish MSDS form and the signature of the company official?			
12	Are all 16 items available in the MSDS form? Can it be read?			
13	Is there any damage to the package, tank, vehicle or .de that would jeopardize the unloading-filling process before the CFS process?			
14	Are there PPE that should be used for hazardous cargo on the worker before work?			
15	Are the PPE that should be used for the hazardous load on the worker before work available?			
16	Has CFS touched the copper plate running before processing?			
17	Is there enough absorbent material in the defined areas?			
18	Are the absorbent materials in the work area suitable for use?			

DANGEROUS CARGO HANDLING

19	Is there a seal on the fire extinguishers indicating that they have not been used before?			
20	Does the fire extinguisher have an indication of the inspection date (month, year) and maximum period of use?			
21	Are the front of the fire extinguishers open?			
22	Are the fire extinguishers within easy reach?			
23	Are primary and secondary hazards kept free of grass or flammable material within 3 meters of tanks carrying Class 2.1, Class 3, Class 4.1?			
24	Are the devices and tools to be used in the tank installation of tanks with primary and secondary hazards Class 2.1, Class 3, Class 4.1 substances kept away from oil?			
25	Is the field protected from hazards that may cause fire and sparks such as cigarettes, mobile phones, non-ex-proof flashlights, lighters before the CFS procedure?			
26	Was the package, ., tank or vehicle information compared with the shipping information before unloading? Is it ensured that the correct load is unloaded?			
	DURING OPERATION	APPROPRIATE	NOT ELIGIBLE	EXPLANATION
1	. Is it ventilated for at least 15 minutes before handling?			
2	With MSDS . Is the load in it the same?			
3	Are observers as well as employees using MSDS-compliant PPE?			
4	. Are the loads in it loaded according to the rules of separation?			
5	Does the packaging have a marking?			
6	Is the packing mark UN approved?			
7	Are containers larger than 450 liters marked on both opposite sides?			
8	Is the label of the package appropriate? (100mmx100mm)			
9	Are the symbols, text and numbers on the packaging clearly legible?			
10	Is there more load on the packaging than it should be?			
11	Is there any hazard residue on the packaging?			
12	Is the packaging protected against spills? Is it ensured that there is no leakage or spillage?			
13	Is the packaging affected by the hazardous substance inside?			

DANGEROUS CARGO HANDLING

14	Is there any packaging that needs care?			
15	Is overpack packaging suitable to use?			
16	Are directional layout arrows convenient to use?			
17	Are precautions taken to prevent electrostatics in IBCs with a flash point of 60 °C and lower liquids?			
18	Are the IBC fill/drain valves visible?			
19	Is there any damage to the packaging loaded on the vehicle?			
20	Is the prohibition on smoking around the vehicle (at least 30 meters) and keeping away from sparking objects complied with when loading?			
21	Are the .s in the field separated according to the IMSBC Code general separation table?			
22	Are restraint mechanisms such as wraps and straps fastened in such a way that they do not damage the packaging?			
23	Are the packaging under the stacked packaging prevented from being damaged?			
24	Are the loads correctly secured during loading and unloading?			
	AFTER THE OPERATION	APPROPRIATE	NOT ELIGIBLE	EXPLANATION
1	Has the CFS been treated in such a way that there is no damage after the procedure?			
2	Has the pallet been treated in such a way that no damage occurs after the CFS treatment?			
3	Has the CFS treatment been carried out in such a way that there is no damage to the dangerous cargo after the treatment?			
4	Are the PPE used by workers after the CFS procedure reusable? Have the PPE that cannot be used been separated?			
5	If there is another .e transport, this operation is IMSBC. Was it done in accordance with the Internal Separation Table?			
6	Have the absorbents and fire extinguishers, if any, used after the CFS procedure been left in the redefined areas?			
7	. Is the load secured with LASHIG after handling?			
PREPARED BY occupational Safety Specialist		APPROVED BY Liman Vice President		

DANGEROUS CARGO HANDLING

11.18. Other Cases Required

. Damage Assessment Report

CONTAINER INTERCHANGE RECEIPT AND DAMAGE REPORT KONTEYNER EL DEĞİŞTİRME MAKBUZU VE HASAR RAPORU

REF NO : _____

TARİH / DATE		
Gün/Day	Ay/Month	Yıl/Year

Konteyner No : _____ Tip/Tür : _____
Container No Type/Size
Mühür : _____ Hat : _____
Seal Line

☐ Hasarlı / Damaged
☐ Dolu / Full
☐ Boş / Empty
☐ Giriş / In
☐ Çıkış / Out

DÜŞÜNCELER / REMARKS

LOCATION	RAPOR YERİ
Port Gate	Liman Kapı
Bonded Warehouse	Antrepo
Depot	Boş Kort Depoları
Vessel Opr.	Gemi Operasyon

RECEIVING PARTY :

DELIVERING PARTY :

ARAÇ PLAKA NO/TRUCK PLATE NO
For Yard Gates

VESSEL/VOY.NO

HASAR KOOLARI / DAMAGE CODES

SC	Scratch	Çizik
C	Cur	Kesik
T	Tom	Centik
H	Hole	Delik
DS	Deep score	Derin çizik
P	Punctured	Küçük delik
BR	Broken	Kırık
DI	Distorted	Çarpık
B	Bent	Eğik
R	Ripped	Yırtık
D	Dent	Hafif ezik
PI	Pushed in	İçeri göğük
PO	Pushed out	Dışarı çıkık
CL	Caved in	İçeri bükük
DT	Dirty	Kirli
W	Wet	Islak
M	Missing	Kayıp
NS	No seal	Sızdırmaz

DANGEROUS CARGO HANDLING**11.19. Dangerous Goods Handling Guide Additional Cargo Notification (When Necessary)**

Cargo notification that is not specified in the Dangerous Goods Guide in force of the facility and is planned to be handled at the facility is made to the relevant Port Authority by filling out the form below. The coastal facility must show that there is the equipment required to be in the facility according to the code to which the cargo in question is subject and the attached safety data sheet, that all necessary measures such as first aid, fire, safety, etc. have been implemented, and that the necessary updates have been made in the Dangerous Goods Handling Guide and other procedures.

Proper shipping name	
UN Number and Class ID/ Groups in the characteristic table, if any	

TYPE OF CARGO AND CODE TO WHICH IT IS SUBJECT	Dangerous Liquid Bulk Cargoes (Petroleum and Petroleum Derivatives- MARPOL Annex-1)	
	Hazardous Liquid Bulk Cargoes (Chemical and Similar-IBC Code)	
	Hazardous Liquid Bulk Cargo (Liquefied Gas-IGC Code)	
	Solid hazardous bulk Dangerous Goods (IMSBC Code)	
	Hazardous Solid Bulk Cargo (IMSBC Code)	